

Grade 2



Evan-Moor®
EMC 4538

SKILL SHARPENERS

Spell & Write

Connecting School and Home

Grade

2



120
spelling words


test
practice

Ebook

SKILL SHARPENERS

Grade 2

Spell & Write



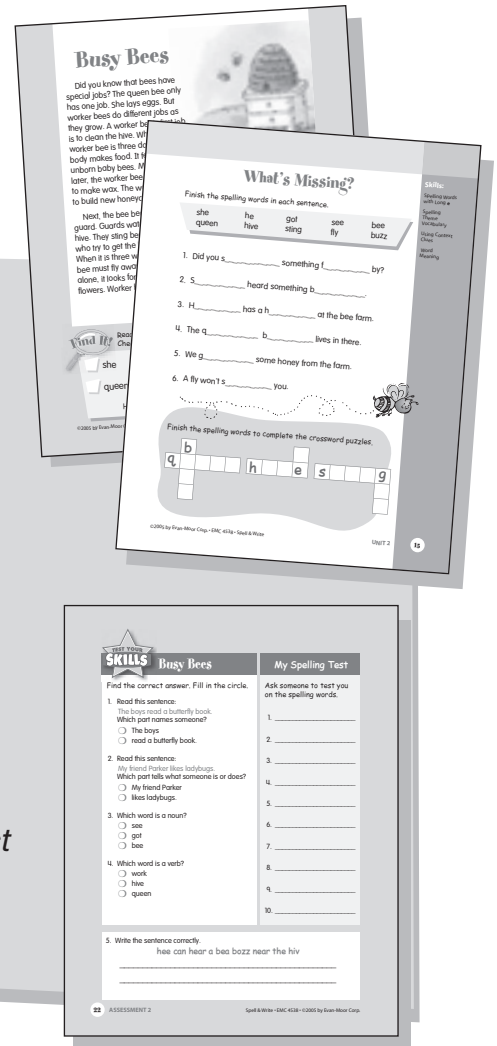
Engaging and Easy to Use

Each of the 12 units is based on a fun theme and includes:

- a story or article,
- a spelling list,
- spelling activities,
- grammar and punctuation exercises,
- writing skills, and
- test practice.

8 activity pages provide meaningful spelling and writing practice.

Each unit ends with an assessment with questions presented in standardized test format.



Writing: Barbara Allman
 Content Editing: Christine Hood
 Copy Editing: Sonny Bennett
 Art Direction: Cheryl Puckett
 Cover Design: Liliانا Potigian
 Illustration: Ben Mahan
 Design/Production: Kathy Kopp

EMC 4538

Evan-Moor
 EDUCATIONAL PUBLISHERS
 Helping Children Learn since 1979

Congratulations on your purchase of some of the finest teaching materials in the world.

Photocopying the pages in this book is permitted for single-classroom use only. Making photocopies for additional classes or schools is prohibited.

For information about other Evan-Moor products, call 1-800-777-4362, fax 1-800-777-4332, or visit our Web site, www.evan-moor.com.
 Entire contents © 2005 EVAN-MOOR CORP.
 18 Lower Ragsdale Drive, Monterey, CA 93940-5746. Printed in USA.



Thank you for purchasing an Evan-Moor e-book!

Attention Acrobat Reader Users: In order to use this e-book you need to have Adobe Reader 8 or higher. To download Adobe Reader for free, visit www.adobe.com.

Using This E-book

This e-book can be used in a variety of ways to enrich your classroom instruction.

You can:

- engage students by projecting this e-book onto an interactive whiteboard
- save paper by printing out only the pages you need
- find what you need by performing a keyword search
... and much more!

For helpful teaching suggestions and creative ideas on how you can use the features of this e-book to enhance your classroom instruction, visit www.evan-moor.com/ebooks.

User Agreement

With the purchase of Evan-Moor electronic materials, you are granted a single-user license which entitles you to use or duplicate the content of this electronic book for use within your classroom or home only. Sharing materials or making copies for additional individuals or schools is prohibited. Evan-Moor Corporation retains full intellectual property rights on all its products, and these rights extend to electronic editions of books.

If you would like to use this Evan-Moor e-book for additional purposes not outlined in the single-user license (described above), please visit www.evan-moor.com/help/copyright.aspx for an *Application to Use Copyrighted Materials* form.

This page intentionally left blank

Contents

A Good Pet (Unit 1) 3

Spelling Skills: Spelling Words with Silent *e*;
Spelling Theme Vocabulary; Visual Memory

Reading Skills: Visual Discrimination; Context Clues

Grammar & Punctuation Skills: Complete Sentences; Capitalizing the Names of People, Pets, and Specific Places and Things; Capitalizing the Word *I*

Writing Skills: Writing Complete Sentences; Interviewing; Note-Taking; Writing Information

Test Your Skills12

Busy Bees (Unit 2) 13

Spelling Skills: Spelling Words with Long *e*;
Spelling Theme Vocabulary; Visual Memory

Reading Skills: Word Meaning; Context Clues

Grammar & Punctuation Skills: Subjects and Predicates; Nouns; Verbs

Writing Skills: Answering Questions; Writing a Creative Story

Test Your Skills22

At the Gym (Unit 3) 23

Spelling Skills: Spelling Words with Final *st*;
Words with *end*; Spelling Theme Vocabulary;
Visual Memory

Reading Skills: Visual Discrimination; Context Clues; Word Families

Grammar & Punctuation Skills: Capitalizing Days of the Week, Months of the Year, and Holidays; Contractions; Apostrophes in Contractions; Pronouns *I* and *me*

Writing Skills: Writing Complete Sentences; Writing a Letter

Test Your Skills32

Blue Whales (Unit 4) 33

Spelling Skills: Spelling Words with *oa*, *ong*,
and *aw*; Spelling Theme Vocabulary; Visual Memory

Reading Skills: Auditory Discrimination;
Context Clues

Grammar & Punctuation Skills: Contractions with *not*; Verbs *is* and *are*; Apostrophes to Show Possession

Writing Skills: Prewriting and Organizing; Writing Complete Sentences

Test Your Skills42

Rainy Days (Unit 5) 43

Spelling Skills: Spelling Words with *ay* and *ai*;
Spelling Theme Vocabulary; Visual Memory

Grammar & Punctuation Skills: Capitalizing the First Word in a Sentence; Adjectives; Pronouns *we* and *us*

Writing Skills: Interpreting and Writing Information from a Chart; Descriptive Writing

Test Your Skills52

Time for School (Unit 6) 53

Spelling Skills: Spelling Words with *oo*;
Spelling Theme Vocabulary; Visual Memory

Reading Skills: Visual and Auditory Discrimination

Grammar & Punctuation Skills: Capitalizing the First Word in a Sentence; Ending Punctuation; Pronouns *they* and *them*

Writing Skills: Writing Complete Sentences; Writing a Personal Narrative

Test Your Skills62

Class Show (Unit 7) 63

Spelling Skills: Spelling Words with *ow*, *ou*, and *ar*;
Spelling Theme Vocabulary; Visual Memory

Reading Skills: Auditory Discrimination;
Picture Clues

Grammar & Punctuation Skills: Capitalizing Names of People, Pets, and Specific Places and Things; Capitalizing the Word *I*; Capitalizing the Greeting and Closing in a Letter

Writing Skills: Writing a Letter; Writing Complete Sentences

Test Your Skills72

Space Ride (Unit 8) 73

Spelling Skills: Spelling Words Beginning with *st*;
Words Ending with *ew* and *ing*;
Spelling Theme Vocabulary; Visual Memory

Reading Skills: Word Meaning; Rhyming Words; Beginning Sounds; Reading and Understanding Clues

Grammar & Punctuation Skills: Nouns; Pronouns; Commas in a List

Writing Skills: Writing a List; Writing a Creative Ending to a Story

Test Your Skills82

All Aboard! (Unit 9) 83

Spelling Skills: Spelling Words Beginning with *tr* and *st*; Spelling Theme Vocabulary; Visual Memory; Doubling the Consonant Before Adding *ed*; Alphabetical Order

Reading Skills: Rhyming Words

Grammar & Punctuation Skills: Capitalizing the Greeting and Closing in a Letter; Commas in the Salutation and Closing in a Letter; Pronouns

Writing Skills: Creative Writing; Writing a Letter

Test Your Skills92

The Birthday Party (Unit 10)..... 93

Spelling Skills: Spelling Words with *a-e* and *ing*; Spelling Theme Vocabulary; Visual Memory

Reading Skills: Visual Discrimination; Word Families; Rhyming Words; Context Clues

Grammar & Punctuation Skills: Complete Sentences; Ending Punctuation; Capitalizing the First Word in a Sentence; Capitalizing the Names of People and Pets; Commas in a Series

Writing Skills: Writing Complete Sentences; Writing a Statement, a Question, and an Exclamation; Writing a Creative Story

Test Your Skills102

Bunny Puppets (Unit 11)..... 103

Spelling Skills: Spelling Words with *ou*; Spelling Theme Vocabulary; Visual Memory; Alphabetical Order

Grammar & Punctuation Skills: Ending Punctuation; Adjectives; Apostrophe to Show Possession

Writing Skills: Writing Complete Sentences; Writing a Description; Writing a Creative Ending to a Story

Test Your Skills112

In the Garden (Unit 12)..... 113

Spelling Skills: Spelling Words with *th* and *any*; Spelling Theme Vocabulary; Visual Memory

Reading Skills: Visual Discrimination

Grammar & Punctuation Skills: Capitalizing Days of the Week, Months of the Year, and Holidays; Verbs; Commas in Dates and Addresses

Writing Skills: Writing Information; Writing Complete Sentences; Picture Clues


Test Your Skills122

Record Form 123

Spelling Lists 125

Answer Key 133

A Good Pet



My sister has a new pet. Can you guess what it is? It is not a dog, a cat, or a bird. It is a pet she can ride. It's a pony!

The pony has a white star on her nose. My sister gave her the name Star. Star is a cute pony. Although she is full-grown, she is little. Sometimes I help my sister feed and brush Star. We keep her stall clean, too. Sometimes my sister lets me ride her pony. When I brought an apple for Star, she came to me. Star is a good pet. I hope that someday I will have a pony of my own.

Find It!

Read the spelling words.

Check off the words you can find in the story.

- | | | | | | | | | | |
|--------------------------|------|--------------------------|------|--------------------------|------|--------------------------|------|--------------------------|------|
| <input type="checkbox"/> | came | <input type="checkbox"/> | name | <input type="checkbox"/> | ride | <input type="checkbox"/> | bone | <input type="checkbox"/> | cute |
| <input type="checkbox"/> | mine | <input type="checkbox"/> | dog | <input type="checkbox"/> | cat | <input type="checkbox"/> | bird | <input type="checkbox"/> | pet |

How many spelling words did you find? _____

Skills:

Spelling Words
with Silent e

Spelling
Theme
Vocabulary

Visual Memory

Spelling Practice

Read and Spell

Copy and Spell

Spell It Again!

1. came
2. name
3. ride
4. bone
5. cute
6. mine
7. dog
8. cat
9. bird
10. pet

_____	_____
_____	_____
_____	_____
_____	_____
_____	_____
_____	_____
_____	_____
_____	_____
_____	_____
_____	_____

Word Meanings

Write the missing words to finish the sentences.

1. That _____ little turtle is _____.
bone mine cute

2. A singing _____ makes a good _____.
pet ride bird

3. What will you _____ your new _____?
name cat came

4. My _____ chews a _____.
bone cute dog

5. My dad _____ to see me _____
the pony.
name came ride

Write a sentence using the words **mine** and **cute**.

Write a sentence using the words **bird** and **name**.

Skills:

Using Context
Clues to
Identify
Missing Words

Writing
Complete
Sentences

Skills:

Visual Memory

Visual
Discrimination

Word Study

Fill in the missing vowels to make spelling words.

came
mine

name
dog

ride
cat

bone
bird

cute
pet


d _ _ g



c _ _ _ m _ _ _

m _ _ n _ _

b _ _ _ rd



c _ _ t



c _ _ t _ _

n _ _ m _ _

b _ _ n _ _

r _ _ d _ _

p _ _ t



Circle each spelling word.

petcatminebonenamebirddogcuteridecame
cameridecutedogbirdnameboneminecatpet
minedogcutecatbonebirdridepetnamecame

Reading Sentences

Skills:

Identifying
Complete
Sentences

A sentence is a complete thought.
Every sentence has two parts.


- It names something or someone.
- It tells what that something or someone is or does.

Claire feeds her dog every day.

Bib wags his tail.

Circle the complete sentences. Draw a line through the groups of words that are not sentences.

1. Over the fence.
2. The dog jumps for the ball.
3. Jake took his puppy for a ride.
4. In the wagon.
5. A nice pet.
6. The cute puppy was happy.
7. My dog likes to sit in the wagon.
8. Tana's kitten is soft and sweet.



Skills:

Capitalizing
Names of
People, Pets,
and Specific
Places and
Things

Pet Names

The names of people, pets, and specific places and things begin with **capital letters**.

Tracy's rabbit is fast.
He came from Sunrise Farm.
Brownie likes the garden.

Circle the names that need capital letters. Then write them on the lines.

1. tina and gabe are lucky.

2. Their dad took them to white city.

3. They went to sunrise animal home.

4. mr. chang takes care of lost animals.

5. There was a mother cat named missy.

6. missy had six cute kittens.

7. One of missy's kittens was named strawberry.

8. gabe got a kitten named jam.


Capital I

Skills:

Capitalizing
the Word I

Use a capital letter for the word that names yourself—I.

I wish I had a hamster.



Circle the sentences that have a capital I.
Fix the sentences that should have a capital I.

1. I have a new dog.

2. Can i train him to do tricks?

3. I hope so.

4. Mom and i will teach him to speak.

5. i tell him to speak.

6. when he barks, i give him a treat.

7. I hug him and pat him.

8. i have fun, and so does my dog.

Skills:

Interviewing

Note-Taking

Pet Questions

Ask three people about pets. Write their answers below. Use capital letters for names of people and pets.

Ask these questions:

- What kind of pet do you like?
- What pet name do you like?

Example: Jose likes dogs.
Jose likes the pet name Socks.



1. _____ likes _____.
(name) (kind of pet)

_____ likes the pet name _____.
(name) (pet name)

2. _____ likes _____.
(name) (kind of pet)

_____ likes the pet name _____.
(name) (pet name)

3. _____ likes _____.
(name) (kind of pet)

_____ likes the pet name _____.
(name) (pet name)

Lost and Found

Pretend you lost a pet. Make a sign to put up in your neighborhood. Tell about the pet. Draw a picture of your lost pet.


came
mine

name
dog

ride
cat

bone
bird

cute
pet



Check Your Story

- I used a capital letter for names.
- I checked my spelling.

Skills:

Writing
Information

Applying
Spelling Skills



A Good Pet

Find the correct answer. Fill in the circle.

- Which group of words is a complete sentence?
 A cute dog.
 Your new kitten.
 We found a lost dog.
- Which sentence has the correct capital letters?
 My horse daisy is a good jumper.
 Travis trained his dog Tucker to roll over.
 I like your pet skunk twinkle.
- Which sentence has the correct capital letter?
 You and i like cats.
 Mom said I may feed the fish.
 May i walk the dog?
- Which sentence needs a capital letter?
 The brown and white dog is mine.
 I think rex wants a bone.
 Here is a bone for your dog.

My Spelling Test

Ask someone to test you on the spelling words.

- _____
- _____
- _____
- _____
- _____
- _____
- _____
- _____
- _____
- _____


- Write the sentence correctly.

i think we should nam that kute berd princess

Busy Bees

Did you know that bees have special jobs? The queen bee only has one job. She lays eggs. But worker bees do different jobs as they grow. A worker bee's first job is to clean the hive. When a worker bee is three days old, its body makes food. It feeds the unborn baby bees. Many days later, the worker bee begins to make wax. The wax is used to build new honeycomb cells.

Next, the bee becomes a guard. Guards watch over the hive. They sting bears or people who try to get the hive's honey. When it is three weeks old, the bee must fly away from the hive. All alone, it looks for food in fields and flowers. Worker bees have a busy life!



Read the spelling words.
Check off the words you can find in the story.

she

he

got

see

bee

queen

hive

sting

fly

buzz

How many spelling words did you find? _____

Skills:

Spelling Words
with Long e

Spelling
Theme
Vocabulary

Visual Memory

Spelling Practice

Read and Spell

Copy and Spell

Spell It Again!

1. she

2. he

3. got

4. see

5. bee

6. queen

7. hive

8. sting

9. fly

10. buzz

What's Missing?

Finish the spelling words in each sentence.

she
queen


he
hive

got
sting

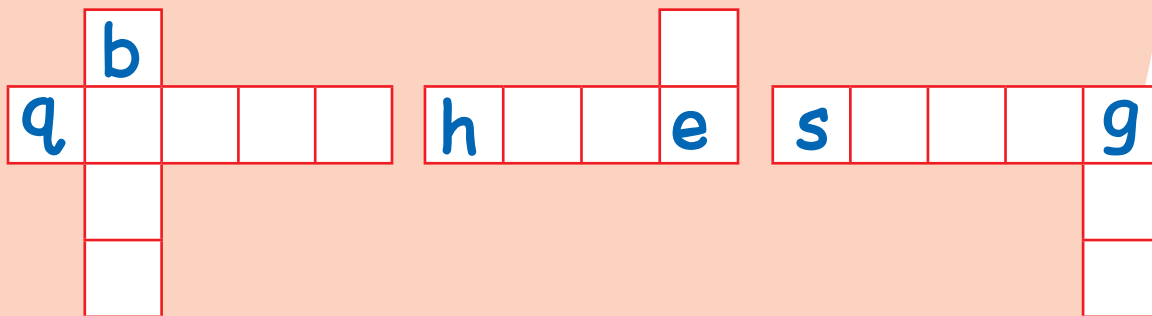
see
fly

bee
buzz

1. Did you s_____ something f_____ by?
2. S_____ heard something b_____.
3. H_____ has a h_____ at the bee farm.
4. The q_____ b_____ lives in there.
5. We g_____ some honey from the farm.
6. A fly won't s_____ you.



Finish the spelling words to complete the crossword puzzles.



Skills:

Spelling Words
with Long e

Spelling
Theme
Vocabulary

Using Context
Clues

Word Meaning

Skills:


Writing
Spelling Words

Visual Memory

Spell and Write


Circle the misspelled words. Write them correctly on the lines.

1. I sea Grandma holding a pie. _____
2. Shee put the pie in the window. _____
3. I saw a bee flie by the pie. _____
4. The bee went buzzz. _____
5. The dog gott the bee. _____
6. And hee also got the pie. _____



Unscramble the spelling words and write them correctly.

ebe _____	qeenu _____
evih _____	tgins _____



Parts of a Sentence

Skills:

Identifying
Subjects and
Predicates

A sentence is a complete thought.
Every sentence has two parts.

- It names something or someone.
- It tells what that something or someone is or does.

Jim looks for butterflies.

Circle the part of the sentence that names something or someone.
Underline the part of the sentence that tells what that something
or someone does.

Jessica reads about bees.

1. The boys watched a trail of ants.
2. Carlos sees a grasshopper.
3. I see an orange butterfly.
4. Marty likes to look at spider webs.
5. Mrs. Rose teaches us about bees.
6. Dena stayed away from the hive.
7. Emma and Jade hear crickets.
8. Grandfather got ladybugs for the garden.



All About Nouns

A **noun** is a word that names a person, place, or thing.

Kate is at the **park** with her **book** about **bugs**.

(person)

(place)

(thing)

(thing)

Write each noun under the correct heading.



garden
queen

hive
teacher

boy
pond

fly
bee

forest

Person

Place


Thing

_____	_____	_____
_____	_____	_____
_____	_____	_____

Use nouns from above to finish the sentences.

1. The _____ saw a _____
in the _____.

2. Can the _____ find the _____?



All About Verbs

Skills:

Verbs


Verbs are words that tell what is happening or has already happened. They name an action.

Bees **fly** to the hive. (what is happening)

The bees **made** honey. (what has already happened)

Read the sentences. Circle the verbs.

1. We see the hive in a tree.
2. We fly to the hive.
3. The queen bee laid her eggs.
4. We worked all day.
5. We feed the baby bees in the hive.
6. A hungry bear smells our honey.
7. We buzz around the hive.
8. We sting the bear.
9. He stays away from our hive.
10. We fly to lots of flowers.



Skills:

Answering
Questions

A New Bug

You just discovered a new kind of bug! Answer the questions about your bug. Then draw a picture of your bug on the leaf.

1. What is your bug's name?

2. What size and shape is your bug?

3. What color is your bug?

4. Where does your bug live?

5. How does your bug get around?

6. What is special about your bug?





Busy Bees

Find the correct answer. Fill in the circle.

1. Read this sentence:

The boys read a butterfly book.

Which part names someone?

- The boys
- read a butterfly book.

2. Read this sentence:

My friend Parker likes ladybugs.

Which part tells what someone does?

- My friend Parker
- likes ladybugs.

3. Which word is a noun?

- see
- got
- bee

4. Which word is a verb?

- work
- hive
- queen

My Spelling Test

Ask someone to test you on the spelling words.

1. _____

2. _____

3. _____

4. _____

5. _____

6. _____

7. _____

8. _____

9. _____

10. _____

5. Write the sentence correctly.

hee can hear a bea bozz near the hiv

At the Gym

On Saturday, I go to the gym. My friend Amy and I both go there. Last week, we had fun in class. We started with warm-ups. Then we got into teams. Our team wanted to win. We lined up. I put a beanbag on my head. I had to walk from one end of the gym to the other. I got a score of two points. Amy was the next one in line. She put the beanbag on her head. She walked from one end to the other. Our team was fast, but we didn't win this time.

Next, we learned how to make a bridge. You must bend your back and look at the sky. We did log rolls, too. Just hold your arms together over your head. Hold your legs together. Then roll across the mat. Amy and I will practice at home.



Find It!

Read the spelling words.
Check off the words you can find in the story.

- | | | | | |
|-------------------------------|-------------------------------|-------------------------------|-------------------------------|--------------------------------|
| <input type="checkbox"/> send | <input type="checkbox"/> end | <input type="checkbox"/> both | <input type="checkbox"/> fast | <input type="checkbox"/> last |
| <input type="checkbox"/> must | <input type="checkbox"/> just | <input type="checkbox"/> team | <input type="checkbox"/> win | <input type="checkbox"/> score |

How many spelling words did you find? _____

Skills:

Spelling Words
with Final **st**

Words with
end

Spelling Theme
Vocabulary

Visual Memory

Spelling Practice

Read and Spell

Copy and Spell

Spell It Again!

1. send

2. end

3. both

4. fast

5. last

6. must

7. just

8. team

9. win

10. score

Puzzle Time

Fill in the boxes with the spelling words.

send
must

end
just

both
team

fast
win

last
score

1.

--	--	--	--	--

2.

3.

4.

5.

--	--	--


6.

7.

8.

9.

10.



Circle the spelling word in each bigger word.

steamer

unjust

mustard

bother

winner

scoreboard

blend

blast

Skills:

Spelling Words
with Final **st**

Words with
end

Spelling Theme
Vocabulary

Visual
Memory and
Discrimination

Skills:

Spelling Words
with Final **st**

Words with
end

Spelling
Theme
Vocabulary

Spelling Words
in Context

Identifying
Word Families

Write It Right

Circle the correct spelling.

1. I play on the red **teem/team**.
2. This is our **lath/last** game.
3. It is the **end/ent** of the season.
4. Did you see how **fast/fest** he ran?
5. I can kick the ball with **both/bott** feet.
6. He can **stend/send** the ball across the field.
7. Run to the **ind/end** of the field.
8. Did the blue team **scoor/score**?



Make word families. Write the words below under the correct heading. Can you add one more word to each family?

end
fast

cast
must

dust
blast

bend
trust


mend

Last

Send

Just

_____	_____	_____
_____	_____	_____
_____	_____	_____
_____	_____	_____



Race Days

Skills:

Capitalizing
Days of the
Week, Months
of the Year,
and Holidays

The names of days of the week, months of the year, and holidays begin with capital letters.

On **S**unday, we went for a bike ride.

Last **J**une, I saw a bike race.

Jake got a new bike at **C**hristmas.

Read the sentences. Write the words that need a capital letter.

1. We saw a car race on memorial day.

2. On saturday, we went to the track.

3. Nick races on sunday night, too.

4. He came in third on father's day.

5. Last july, we saw his team race.

6. Travis came with us thursday night.

7. Nick's car was fast on friday.

8. His next race must be in august.



Skills:

Writing
Contractions

Using
Apostrophes

In the Pool

A **contraction** is a short way to write two words. A contraction uses an apostrophe ('). The apostrophe takes the place of the missing letter or letters.

have not = **haven't** I **haven't** seen you swim.

they will = **they'll** **They'll** open the pool at eight o'clock.

she had = **she'd** Sara said **she'd** learned how to dive.

Write the contraction for the two words in **blue**.

1. I **will** learn to dive this summer. _____
2. **You are** a good swimmer. _____
3. **Who will** show me how to push off? _____
4. **She will** learn how to swim. _____
5. It **should not** be hard to learn. _____
6. **Do not** dive in there. _____
7. **That is** not the deep end. _____
8. Brent said **he would** like to swim. _____
9. I **am** floating. _____
10. We **did not** dive today. _____

Here I Go!

Skills:

Using
Pronouns **I**
and **me**

Use **I** when you are the person doing something.
Use **me** when something happens to you.

I skate onto the ice.
Dan skates with **me**.



Read each sentence. Write **I** or **me** in the blank.

1. _____ like to skate.
2. Mom and _____ went to the ice rink.
3. She helped _____ tie my skates.
4. Other skaters watched out for _____.
5. _____ didn't go fast.
6. Mom showed _____ how to stop on ice.
7. She said _____ skate very well.
8. Now _____ can skate fast.
9. Just watch _____ go!
10. _____ can even twirl!



Skills:

Writing
Complete
Sentences

I Want to Play!

What sport would you like to play? Write three reasons why you want to play this sport.


I would like to play _____.

Three reasons I want to play this sport are:

First: _____

Second: _____

Third: _____



Dear Pen Pal...

Your pen pal wants to know what sport you like best. Write a letter. Tell your pen pal about the sport you like and why you like it. Use as many spelling words as you can.

Skills:

Writing a Letter

Using Spelling Words in a Composition

_____ date

Dear _____ ,

Your friend,



Check Your Story

- I wrote complete sentences.
- I used my best handwriting.
- I checked my spelling.





At the Gym

Find the correct answer. Fill in the circle.

- Which word or words need a capital letter?
 my birthday
 saturday
 this week
- Which word is a contraction for the two words **what is**?
 who's
 whats
 what's
- Which sentence uses **I** or **me** correctly?
 Ben and me played ball.
 Ben and I played a game.
 He threw the ball to I.
- Which sentence has the correct capital letters?
 We saw a game on Thanksgiving Day.
 The pool is open on valentine's day.
 Our team was lucky on st. patrick's day.

My Spelling Test

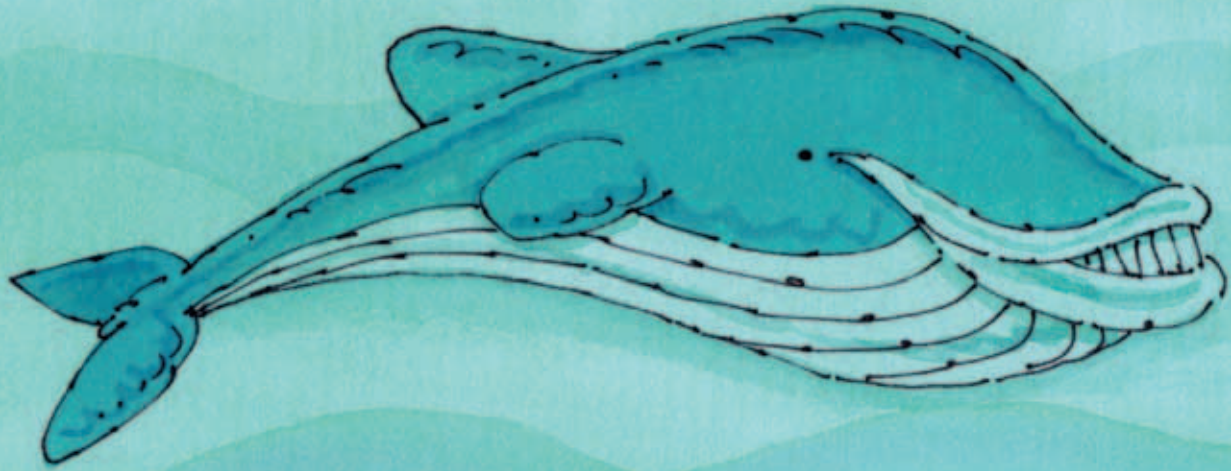
Ask someone to test you on the spelling words.

- _____
- _____
- _____
- _____
- _____
- _____
- _____
- _____
- _____
- _____

- Write the sentence correctly.

our team just couldnt scor on wednesday

Blue Whales



Whales swim in all the Earth's oceans. They can dive deep and stay there for a long time. Whales are very big animals. The blue whale is the biggest animal on Earth. Blue whales are even bigger than the dinosaurs were. They can weigh as much as thirty elephants! The blue whale eats tiny ocean animals called krill. The krill float in the water. A blue whale eats as it swims along. Plates in its jaw trap the krill. The whale's mouth strains out the water and leaves the krill. A blue whale eats about one hundred pounds of food with every gulp.

Find It!

Read the spelling words.
Check off the words you can find in the story.

- | | | | | |
|-------------------------------|---------------------------------|--------------------------------|--------------------------------|-------------------------------|
| <input type="checkbox"/> boat | <input type="checkbox"/> float | <input type="checkbox"/> long | <input type="checkbox"/> along | <input type="checkbox"/> paw |
| <input type="checkbox"/> jaw | <input type="checkbox"/> belong | <input type="checkbox"/> shark | <input type="checkbox"/> whale | <input type="checkbox"/> swim |

How many spelling words did you find? _____

Skills:

Spelling Words
with **oa**, **ong**,
and **aw**

Spelling
Theme
Vocabulary

Visual Memory

Spelling Practice

Read and Spell

Copy and Spell

Spell It Again!

1. boat
2. float
3. long
4. along
5. belong
6. jaw
7. paw
8. shark
9. whale
10. swim

	<hr/>	<hr/>
	<hr/>	<hr/>
	<hr/>	<hr/>
	<hr/>	<hr/>
	<hr/>	<hr/>
	<hr/>	<hr/>
	<hr/>	<hr/>
	<hr/>	<hr/>
	<hr/>	<hr/>
	<hr/>	<hr/>

Spelling Time

Fill in all the missing vowels to make spelling words.

a

e

i

o

l ____ ng

al ____ ng

b ____ l ____ ng

wh ____ l ____

b ____ ____ t

fl ____ ____ t

p ____ w

j ____ w

sw ____ m

sh ____ rk

Circle **two** words in each row that rhyme with the first word.

1. float	coat	toot	boat
2. long	wrong	song	ring
3. paw	was	law	jaw
4. swim	him	one	trim
5. sail	whale	ball	pail
6. shark	park	bark	tank

Skills:

Spelling Words
with **oa**, **ong**,
and **aw**

Spelling
Theme
Vocabulary

Visual Memory

Auditory
Discrimination

Skills:

Spelling Words
with **oa**, **ong**,
and **aw**

Spelling
Theme
Vocabulary

Visual Memory

Writing
Complete
Sentences

Spelling in
Context

Read and Spell

Read each sentence. Unscramble the word in **bold**. Write the sentence correctly on the line. Circle the spelling word.

1. We took a **toba** ride on the ocean.

2. We watched for a **wheal**.


3. What do you think came **agonl**?

4. We saw a whale **miws** next to us.

5. It was a very **lnog** animal.

6. It had a big **wja** and a big tail.

7. Next time I will look for a **harsk**.



More Contractions

Skills:

Contractions
with **not**


A **contraction** is a short way to write two words. A contraction uses an apostrophe. The apostrophe takes the place of the missing letter or letters.

are not = **aren't**

Write the correct contraction in each sentence.

haven't didn't isn't can't needn't hadn't don't

1. I _____ know this aquarium had sharks.
did not
2. We _____ seen the shark tank yet.
have not
3. I _____ think this is a shark.
do not
4. Taylor _____ seen a shark before.
had not
5. _____ that a shark over there?
Is not
6. You _____ be afraid.
need not
7. It _____ swim out of the tank.
can not



Skills:

Using Singular
and Plural
Verbs **is** and
are

Is and Are

Use **is** with one.

Use **are** with more than one.

There **is** a whale out there.

There **are** three whales swimming.

Read the sentences. Write **is** or **are** in the blanks.

1. I think sea otters _____ cute.
2. That sea otter _____ looking for lunch.
3. An otter _____ floating on its back.
4. Sea otters _____ fun to watch.
5. Sea otters _____ good at using rocks.
6. Rocks _____ used to open shells.
7. One paw _____ holding a rock.
8. The other paw _____ holding a shell.
9. The otter _____ hitting the shell.
10. Lunch _____ inside!



Whose Is It?

Skills:

Using
Apostrophes
to Show
Possession

Apostrophes (') are used to show who owns something.

The boat belongs to Dan.

Dan's boat is called the *Blue Whale*.

Read the sentences. Fill in the missing words to show who owns something. Use 's.

1. The beach house belongs to Grandpa.

We are going to _____ beach house.

2. The shells belong to Jada.

These are _____ shells.

3. That tooth came from a shark.

That is a _____ tooth.

4. That boat belongs to the neighbor.



The _____ boat is on the beach.

5. Leo painted a whale picture.

I like _____ painting.

6. Tera has a new pool.

Can we swim in _____ pool?



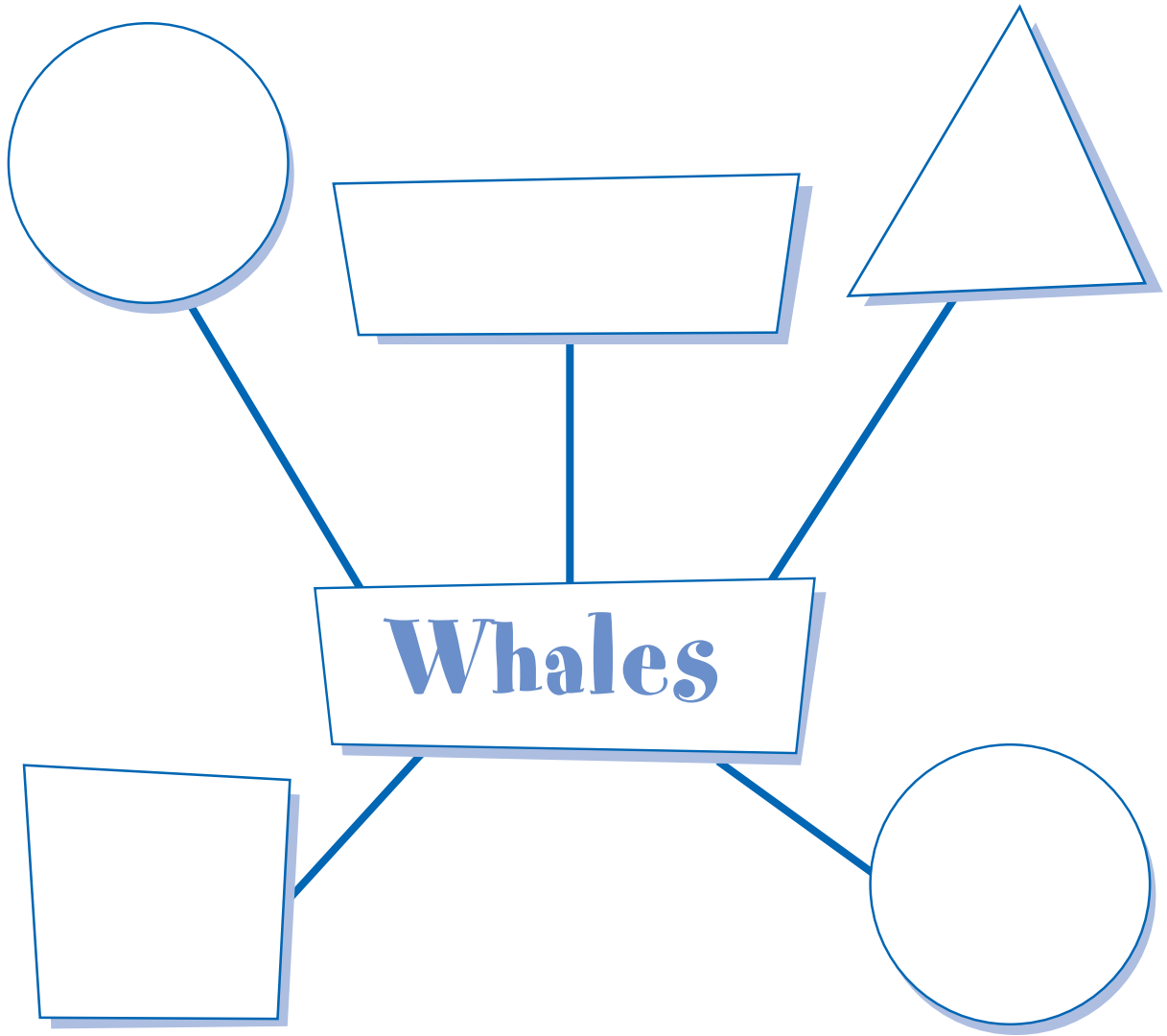
Skills:

Prewriting and
Organizing

Writing
Complete
Sentences

Words About Whales

Fill in the drawing. In each shape, write a word that tells about whales. Then use some of your words to write two sentences about whales.



1. _____

2. _____

A Trip to the Aquarium

Pretend your class went on a trip to an aquarium. You made a scrapbook about it. Draw a photo for your scrapbook. Write about the photo. Use some of your spelling words.

boat
jaw

float
paw

long
shark

along
whale

belong
swim





Check Your Story

- I wrote complete sentences.
- I checked my spelling.

Skills:

Writing
Complete
Sentences

Applying
Spelling Skills



Blue Whales

Find the correct answer. Fill in the circle.

- Which one is a contraction for the two words **did not**?
 - don't
 - didn't
 - didnot
- Which sentence uses **are** correctly?
 - Whales and sharks are ocean animals.
 - A baby whale are swimming.
- Which sentence uses **is** correctly?
 - Those otters is playing.
 - The otter is looking for food.
- Read the sentence. What is the missing word?
We went sailing in _____ boat.
 - Claire's
 - Claires
 - Claires'

My Spelling Test

Ask someone to test you on the spelling words.

1. _____

2. _____

3. _____

4. _____

5. _____

6. _____

7. _____

8. _____

9. _____

10. _____

- Write the sentence correctly.

the baby wale wont flote along with Bens boate

Rainy Days



Today when I woke up, the sky was blue. It looked like it would be a sunny day. I called my friend Kayla to ask her to come over. She lives across the way. We like to jump rope. When Kayla got here, the sky was cloudy. Before long, it started to rain. So we went inside and played a board game. We wished the rain would stop. In a little while, the rain did stop. We went outside again to jump rope. That's when Kayla spotted a beautiful rainbow. How do you chase away rain clouds? I don't know. But if you wait a little while, you may see a rainbow.

Find It!

Read the spelling words.
Check off the words you can find in the story.

- | | | | | | | | | | |
|--------------------------|------|--------------------------|------|--------------------------|-------|--------------------------|------|--------------------------|--------|
| <input type="checkbox"/> | way | <input type="checkbox"/> | away | <input type="checkbox"/> | today | <input type="checkbox"/> | play | <input type="checkbox"/> | played |
| <input type="checkbox"/> | rain | <input type="checkbox"/> | wait | <input type="checkbox"/> | chase | <input type="checkbox"/> | sky | <input type="checkbox"/> | sunny |

How many spelling words did you find? _____

Skills:

Spelling Words
with **ay** and **ai**

Spelling
Theme
Vocabulary

Visual Memory

Spelling Practice

Read and Spell

Copy and Spell

Spell It Again!

1. way
2. away
3. today
4. play
5. played
6. rain
7. wait
8. chase
9. sky
10. sunny

_____	_____
_____	_____
_____	_____
_____	_____
_____	_____
_____	_____
_____	_____
_____	_____
_____	_____
_____	_____

Crossword Fun

Fill in the spelling words to complete the crossword puzzles.


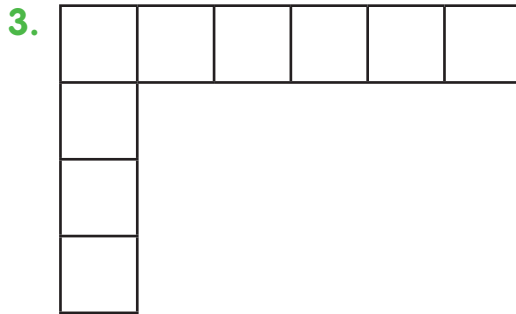
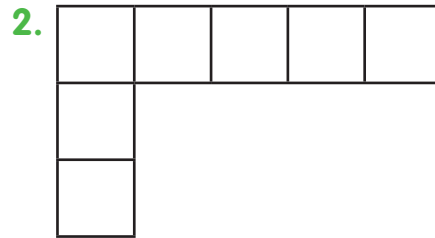
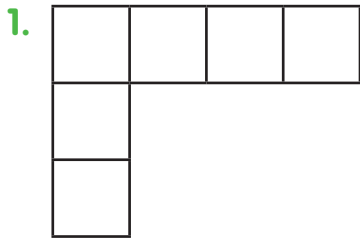
way
rain

away
wait

today
chase

play
sky

played
sunny



You used six spelling words in the puzzles. Use the other four spelling words in this sentence.

Will the sun c_____ a_____

the r_____ t_____?

Skills:

Spelling Words
with **ay** and **ai**

Spelling
Theme
Vocabulary

Visual Memory

Skills:

Spelling Words
with **ay** and **ai**

Spelling
Theme
Vocabulary

Visual Memory

Find the Mistakes

Cross out the misspelled words.

- | | | | |
|-----------|-------|-----------|-------|
| 1. way | way | 6. todday | today |
| 2. chace | chase | 7. play | plaiy |
| 3. played | playd | 8. sky | skie |
| 4. rain | rane | 9. suny | sunny |
| 5. uway | away | 10. wate | wait |



Correct the sentences.

1. Can you plaiy todday?

2. The skie is suny after the rane.

Windy Weather

Skills:

Capitalizing
the First Word
in a Sentence

A sentence begins with a capital letter.

Do you think it will rain today?

Rewrite these sentences. Begin each sentence with a capital letter.

1. it is windy today.


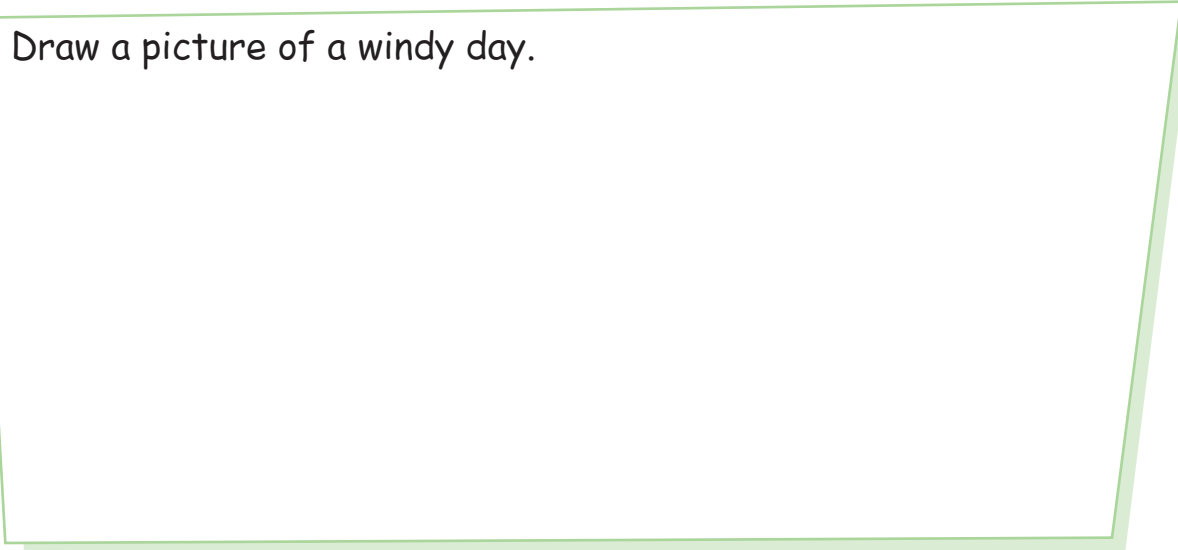
2. the trees bend way over.

3. leaves spin in the air.

4. we chase the leaves.

5. the flag is flying.

Draw a picture of a windy day.



Skills:

Identifying
Adjectives

All About Adjectives

Some words describe nouns. These are called **adjectives**.

white snow **dark** clouds **warm** wind

Circle the adjectives in the sentences.

1. I like stormy weather.
2. There was a big storm yesterday.
3. Today is a sunny day.
4. The blue sky is back.
5. We can play in the fluffy white snow.
6. I will put on my new red mittens.
7. The cold air bites my nose.
8. Let's make a funny snowman.



In the Clouds

Skills:


Using
Pronouns **we**
and **us**

Use **we** when you and other people do something.

Use **us** when something happens to you and other people.

We watch the weather.

It rained on **us**.



Fill in the circle by the correct word.

1. On sunny days _____ sit on the grass. we us

2. _____ love to watch the clouds. We Us

3. Would you like to watch with _____? we us

4. Why don't you join _____? we us

5. Sometimes _____ see cloud animals. we us

6. _____ see them chase each other. We Us

7. Look for faces in the clouds with _____. we us






8. Are the cloud faces watching _____? we us

Skills:

Interpreting
and Writing
Information
from a Chart

Weather Chart

Your class is keeping track of the weather this week. You made a chart. The chart shows if the weather is cloudy or sunny. The numbers tell how warm it is. Read the weather chart. Then write two sentences about the weather this week.

Monday	Tuesday	Wednesday	Thursday	Friday
				
cloudy 75°	rainy 69°	sunny 80°	sunny 85°	sunny 88°

1. _____

2. _____

Storm in the Sky

Tell about a storm you can remember. Use adjectives to tell about the storm. Use some of your spelling words.

way
rain

away
wait

today
chase

play
sky

played
sunny



Check Your Story

- I used adjectives.
- I began each sentence with a capital letter.
- I checked my spelling.

Skills:

Descriptive Writing

Using Adjectives

Applying Spelling Skills



Rainy Days

Find the correct answer. Fill in the circle.

1. Which sentence is correct?
 - Come and play in the rain.
 - the rain has stopped.
 - did you get wet?
2. Which word is an adjective (a word that describes a noun)?
 - today
 - sunny
 - chase
3. Which sentence uses **we** correctly?
 - Sam played in the snow with we.
 - May we play in the snow?
4. Which sentence uses **us** correctly?
 - His bike splashed us.
 - Us and Kim splashed in the rain.

My Spelling Test

Ask someone to test you on the spelling words.

1. _____
2. _____
3. _____
4. _____
5. _____
6. _____
7. _____
8. _____
9. _____
10. _____

5. Write the sentence correctly.

we had to wate until the rane went uwaye to playe

Time for School

It was a school day. My dog Rex shook the covers to wake me up. I ate a good breakfast. I took the bus to school. Soon I got off the bus. Something was different. My school looked like an old-time school. It was like the little red schoolhouse I had read about in a book. The kids were all dressed funny, too. The teacher looked at me without a smile. She asked for my work. Oh, no! Did I forget my best book report at home? Just then I heard Mom say, "Wake up, it's time for school." I had only been dreaming.



Find It!

Read the spelling words.
Check off the words you can find in the story.

- | | | | | | | | | | |
|--------------------------|------|--------------------------|------|--------------------------|------|--------------------------|-------|--------------------------|--------|
| <input type="checkbox"/> | good | <input type="checkbox"/> | book | <input type="checkbox"/> | took | <input type="checkbox"/> | shook | <input type="checkbox"/> | school |
| <input type="checkbox"/> | soon | <input type="checkbox"/> | too | <input type="checkbox"/> | read | <input type="checkbox"/> | best | <input type="checkbox"/> | work |

How many spelling words did you find? _____

Skills:

Spelling Words
with oo

Spelling
Theme
Vocabulary

Visual Memory

Spelling Practice

Read and Spell

Copy and Spell

Spell It Again!

1. good

2. book

3. took

4. shook

5. school

6. soon

7. too

8. read

9. best

10. work

Sound Search

Skills:

Auditory
Discrimination
of Words with
oo

Cut out the word cards. Read the words. Glue them in the correct boxes.

Sound of <u>oo</u> in room	Sound of <u>oo</u> in foot

good	book	too	shook
wood	shoot	look	pool
school	soon	took	zoo
noon	hook	boom	cook

Skills:

Spelling Words
with oo

Spelling
Theme
Vocabulary

Visual
Discrimination

Writing a
Complete
Sentence

Hidden Words

Circle the spelling word in each bigger word. Write the spelling word on the line.

- 1. notebook _____
- 2. stool _____
- 3. good-bye _____
- 4. bassoon _____
- 5. mistook _____
- 6. homework _____
- 7. numbest _____
- 8. reader _____
- 9. preschooler _____
- 10. shook-up _____

Write a sentence using the words **took** and **book**.



At the Start

Skills:

Capitalizing
the First Word
in a Sentence

A sentence begins with a capital letter.

School will start again soon.

Rewrite each sentence. Use a capital letter.

1. our school has a book trade day.

2. bring in an old book.

3. you can trade your book.

4. you can get a good book.

5. then you can read it.

6. read it to a friend.



Skills:

Using Ending
Punctuation

Punctuation

A sentence needs ending punctuation.

- A **telling sentence** ends with a **period**. (.)
- An **asking sentence** ends with a **question mark**. (?)
- A sentence that shows **strong feeling** ends with an **exclamation point**. (!)


I go to Red Hill School.

What school do you go to?

That's my school, too!

Write the correct punctuation mark at the end of each sentence.

1. How do you get to school_____
2. Some kids walk to school_____
3. Some ride in a car_____
4. Do you take the bus_____
5. A horse would be fun_____
6. Could you take a boat_____
7. Some kids do_____
8. How about a bike_____
9. We could ride fast_____
10. Hurry, don't be late_____



They or Them?

Use **they** when several people do something.

Use **them** when something happens to several people.

They worked on their book reports.

The teacher helped **them**.

Rewrite the sentences. Use **they** or **them** in place of the underlined names.

1. Kyle and Ben are in my class.

2. I like to work with Jessica and Mei.

3. Did Shelby and Kate read the same book?

4. Robert and Jose are best friends.

5. I read my book to Sara and Steve.

6. Let's read Marco and Lin another book.

Skills:

Using
Pronouns **they**
and **them**

Writing
Complete
Sentences

Skills:

Writing
Complete
Sentences

My School

Write complete sentences to answer the questions. Begin each sentence with a capital letter. End it with a punctuation mark.

1. What is the name of your school?

2. Where is your school?

3. What is the best thing about your school?

4. What would you change about your school?

Draw a picture of your school.

My Learning Log

Skills:

Writing a
Personal
Narrative

What do you like to learn best in school? Is it reading, writing, or spelling? Is it math, music, science, or something else? Write about it. Tell why you like it. Tell about one thing you have learned. Use some of your spelling words.

good
soon

book
too

took
read

shook
best

school
work



Check Your Story

- I began each sentence with a capital letter.
- I used a period, question mark, or exclamation point at the end of each sentence.



Time for School

Find the correct answer. Fill in the circle.

- Which sentence is correct?
 - i think school is fun.
 - we work at school.
 - They had a good time.
- Read the sentence. Choose the correct punctuation mark.

Hooray, our team won ____

 - period (.)
 - question mark (?)
 - exclamation point (!)
- Read the sentence. Choose the correct punctuation mark.

Who is your teacher ____

 - period (.)
 - question mark (?)
 - exclamation point (!)
- Choose the correct word to complete the sentence.

_____ took the bus home.

 - They
 - Them
 - Us

My Spelling Test

Ask someone to test you on the spelling words.

1. _____

2. _____

3. _____

4. _____

5. _____

6. _____

7. _____

8. _____

9. _____

10. _____

- Write the sentence correctly.

they tuuk a goode bouk to reed at skool

Class Show



Our class is having a show. Do you know the story about the Three Billy Goats Gruff? They wanted to cross the bridge to eat some grass. I am playing the biggest Billy Goat. The mean troll is no match for me! He jumps off the bridge with a shout. Then the Three Billy Goats Gruff are safe to cross the bridge. We go trip-trap, trip-trap!

We made hats to wear in the show. I had to learn my part. So I read it over and over. Now I know all the words. The show will start when everyone sits down. When the show ends, the players will stand in a row. We will all take a bow. I hope you will like our show.

Find It!

Read the spelling words.
Check off the words you can find in the story.

now down shout about our

house show row part start

How many spelling words did you find? _____

Skills:

Spelling Words
with **ow**, **ou**,
and **ar**

Spelling
Theme
Vocabulary

Visual Memory

Spelling Practice

Read and Spell

Copy and Spell

Spell It Again!

1. now

2. down

3. shout

4. about

5. our

6. house

7. show

8. row

9. part

10. start

Search for Sounds

Read each word. Listen to the sound of **ow**.
Then write the word under the correct heading.


show now how row down blow

Sound of **ow** in **cow**

Sound of **ow** in **slow**

Write a spelling word to finish each sentence.

1. The show will _____ at two o'clock.
2. It is _____ the "Three Little Pigs."
3. One little pig made a brick _____.
4. I hope you like _____ show.



Skills:

Spelling Words
with **ow**, **ou**,
and **ar**

Spelling
Theme
Vocabulary

Visual and
Auditory
Memory

Skills:

Spelling Words
with **ow**, **ou**,
and **ar**

Spelling
Theme
Vocabulary

Visual Memory

Word Study

Write the letter pairs to finish the spelling words.

ou

ow

ar

1. n_____

6. r_____

2. h_____se

7. p_____t

3. _____r

8. sh _____t

4. ab_____t

9. st_____t

5. d_____n

10. sh_____

Cross out the misspelled word in each pair.

1. down doun

6. house howse

2. shout showt

7. nowe now

3. abowt about

8. part prat

4. staret start

9. shou show

5. rowe row

10. owr our

Noting Names

Skills:

Capitalizing
Names of
People, Pets,
and Specific
Places and
Things

The names of people, pets, and specific places and things begin with capital letters.


Will **A**nn go see the pets on parade?

Her dog **H**arry is in the show.

It is at **P**ine **P**ark.

Circle the names that need capital letters.

1. oak park school will have a play.
2. The play is called *spring sounds*.
3. We will sing a song about froggy.
4. He asks miss mousie to marry him.
5. The song says she has to ask uncle rat.
6. My sister kim helps me practice.
7. My dog pepper likes to sing with us.
8. pepper likes the song about froggy.



Skills:

Capitalizing
the Word I

Capital I

Use a capital letter for the word that names yourself—I.

Hanna and I like to dance.



Rewrite each sentence correctly. Watch for the word I.

1. You clap and i sing.

2. i dance and you swing.

3. You hop and i tap.

4. i jump and you rap.

5. You and i sing high and low.

6. You and i put on a show.

You're Invited

Skills:

Capitalizing
the Greeting
and Closing in
a Letter

The greeting and closing in a letter begin with a capital letter.

Dear Miss Mousie,
Will you marry me?

Love,
Froggy

Circle the words that need a capital letter.

dear Mom and dad,
We are having a
show. please come to
school on Friday at two
o'clock.

love,
Adam

dear Room 12,
our class is having a play. We hope
you can come to see it on Wednesday
after lunch.

your friends,
Room 10

dear Grandma,
Can you come to my school on thursday?
We are having a puppet show at one o'clock.

yours truly,
Stephanie



Skills:

Writing a Letter

Using Correct Capitalization

Come to Our Show

Your class is having a music show. Write a letter to invite someone to the show. Use some of your spelling words.

now

down

shout

about

our

house


show

row

part

start





Check Your Story

- I used capital letters in the greeting and closing.
- I used capital letters to begin names.

The Players

Your class is putting on a play about Little Red Riding Hood. Write a sentence to tell about the part each child will play. Use a capital letter for each name.

Skills:

Writing
Complete
Sentences

Using Picture
Clues

Capitalizing
Names



Emma

Little Red
Riding Hood

Gabe

Woodsman

Ana

Big Bad Wolf

1. _____

2. _____

3. _____



Class Show

Find the correct answer. Fill in the circle.

1. Which sentence has the correct capital letters?
 We know a song about Froggy.
 Who is miss mouseie?
2. Which sentence is correct?
 Can i be the wolf in your play?
 You and I can be in the show.
3. Which closing has the correct capital letter?
 yours truly,
 Your friend,
 love,
4. Which group of words needs capital letters?
 little red riding hood
 school play
 making puppets

My Spelling Test

Ask someone to test you on the spelling words.

1. _____

2. _____

3. _____

4. _____

5. _____

6. _____

7. _____

8. _____

9. _____

10. _____

5. Write the sentence correctly.

i have to stert learning my parte for owr show

Space Ride



What if we flew into space? Put on your space suit. Five . . . four . . . three . . . two . . . one . . . liftoff! We are flying above the planet Earth. Did you remember to bring food, air, and water? Our first stop is the moon. From here, the Earth looks like a big blue stone. You can see land. You can see lots of water. We can't stay, so get ready for liftoff again. The sun is very far away. It looks like a big orange. It is very hot. Our rocket cannot stand the heat. Let's turn here. Off we go into the Milky Way. Who knows? We may find a new star!



Read the spelling words.
Check off the words you can find in the story.

- | | | | | |
|--------------------------------|--------------------------------|--------------------------------|-------------------------------|------------------------------|
| <input type="checkbox"/> stand | <input type="checkbox"/> star | <input type="checkbox"/> stone | <input type="checkbox"/> flew | <input type="checkbox"/> new |
| <input type="checkbox"/> ring | <input type="checkbox"/> bring | <input type="checkbox"/> moon | <input type="checkbox"/> sun | <input type="checkbox"/> off |

How many spelling words did you find? _____

Skills:

Spelling Words
Beginning
with **st**

Words Ending
with **ew**
and **ing**

Spelling
Theme
Vocabulary

Visual Memory

Spelling Practice

Read and Spell

Copy and Spell

Spell It Again!

- stand
- star
- stone
- flew
- new
- ring
- bring
- moon
- sun
- off

Out in Space

stand
ring

star
bring

stone
moon

flew
sun

new
off

Read each clue. Write the spelling word.

1. rhymes with **band**

2. a rock

3. begins with **r**

4. not on

5. rhymes with **soon**

6. begins with **br**

7. rhymes with **fun**

8. not old

9. begins like **fly**

10. rhymes with **jar**



Skills:

Spelling Words
Beginning with
st

Words Ending
with **ew** and
ing

Spelling Theme
Vocabulary

Writing
Spelling Words

Reading and
Understanding
Clues

Rhyming
Words

Skills:

Spelling Words
Beginning
with **st**

Words Ending
with **ew**
and **ing**

Spelling
Theme
Vocabulary

Visual Memory



Space Puzzles

Fill in the boxes with the spelling words.

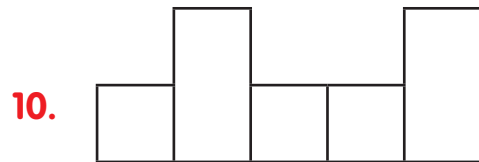
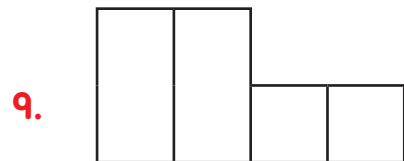
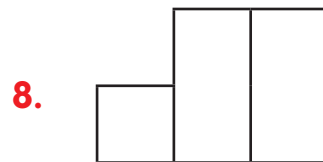
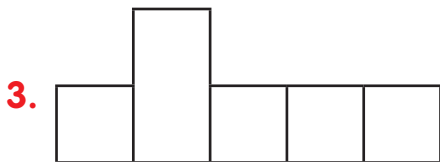
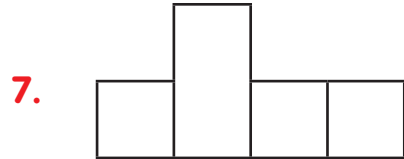
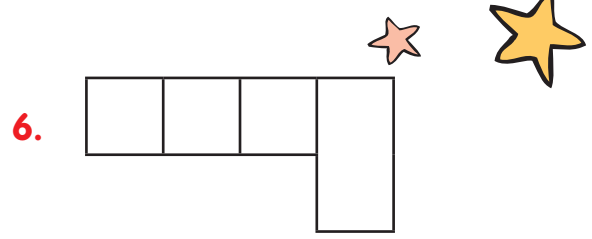
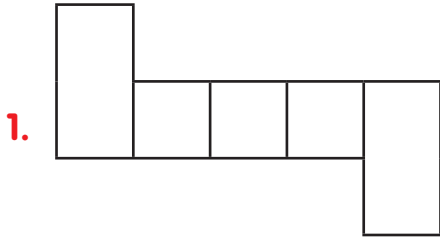
stand
ring

star
bring

stone
moon

flew
sun

new
off



Circle the spelling word in each bigger word.

standing

starlight

birthstone

offer

newt

ringing

moonlight

sunny

Name the Noun

Skills:

Classifying Nouns

Using Context Clues to Identify Missing Words

A **noun** is a word that names a person, place, or thing.

woman—person

Mars—place

rock—thing

Write each noun under the correct heading.

stone
moon

space
worker

girl
rocket

ring
Earth

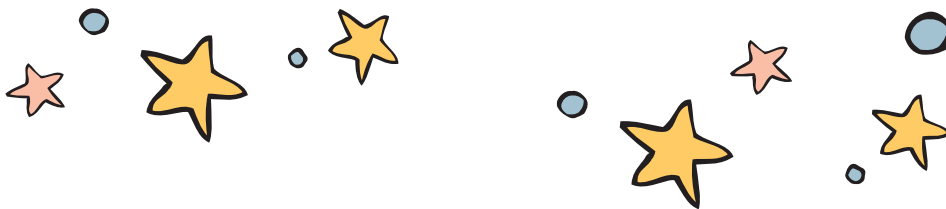
boy

Person

Place

Thing

_____	_____	_____
_____	_____	_____
_____	_____	_____



Write a noun in each blank.

1. The _____ went to _____.

2. Then the _____ saw the _____.

Skills:

Using
Pronouns


Picking Pronouns

Some words take the place of names (nouns). These words are called **pronouns**.

she her he him it we us they them

Sandy and Tim rode the **rocket**.

They flew **it** to the moon.



Rewrite each sentence. Use a pronoun to replace the word or words in color.

1. **The sun** gives us light.

2. **Matt** flew his rocket.

3. **Darius and I** saw the moon.

4. **Carol** learned about stars.

5. I want to see **the rocket**.

6. Bring the stone to **Ali and Sam**.

Commas in Sentences

Skills:

Using Commas
in a List

Commas are used to separate things in a list.

I would like to visit the sun, the moon, and Mars.

Write a sentence using each word list.
Use commas to separate the items.



1. Tell what Anna likes to read about.

moon
rockets
stars

2. Tell what Tom likes to look at.

stones
stars
books

3. Tell what things are hot.

sun
stars
fire


Skills:

Writing a List


Using Commas
in a List

Here We Go!

You are going to take a trip into space. What will you pack to take with you? What things will make you feel at home? Make a list.



1. _____
2. _____
3. _____
4. _____
5. _____
6. _____
7. _____
8. _____
9. _____
10. _____



Write a sentence that tells three things you will bring with you. Use commas in your sentence.

Visit from Space

Skills:

Writing a
Creative
Ending to
a Story

Write an ending for the story. Use some of your spelling words.

stand	star	stone	flew	new
ring	bring	moon	sun	off

I woke up one night and looked out the window. The sky was full of stars. The moon was bright. Just then, a ship from space flew into the yard. It landed without a sound. The door of the ship opened.



Check Your Story

- I wrote complete sentences.
- I checked my spelling.



Space Ride

Find the correct answer. Fill in the circle.

- Which word is a noun?
 flew
 off
 moon
- Which word is a noun?
 new
 star
 bring
- Which pronoun can replace the words in bold?
Jose and I read about stars.
 They
 We
 Them
- Which sentence uses commas correctly?
 I like to draw the sky, stars, and moon.
 We have books about rockets jets, and planes.
 Where are the books, about the Earth sun and, stars?

My Spelling Test

Ask someone to test you on the spelling words.

- _____
- _____
- _____
- _____
- _____
- _____
- _____
- _____
- _____
- _____

- Write the sentence correctly.

a noo rocket floo to the moone to breeng a stoan back to Earth

All Aboard!



Have you ever taken a train ride? My dad and I rode the train into the city. Dad said it was Kids' Day at the place where he works. He rides the train to work every day. We took the number nine. It is a fast train. Some trains make a stop along the way. But the number nine does not. First, we passed by houses and trees. Then, we saw the big buildings of the city. My dad works in one of those buildings. The train stopped at the station. We walked from there to Dad's work. It was fun to go to work with Dad. I met lots of nice people. The train trip was fun, too.

Find It!

Read the spelling words.
Check off the words you can find in the story.

- | | | | | |
|---------------------------------|--------------------------------|--------------------------------|-------------------------------|----------------------------------|
| <input type="checkbox"/> trip | <input type="checkbox"/> trees | <input type="checkbox"/> train | <input type="checkbox"/> stop | <input type="checkbox"/> stopped |
| <input type="checkbox"/> number | <input type="checkbox"/> say | <input type="checkbox"/> said | <input type="checkbox"/> ride | <input type="checkbox"/> fast |

How many spelling words did you find? _____

Skills:

Spelling Words
Beginning
with **tr** and **st**

Spelling
Theme
Vocabulary

Visual Memory

Spelling Practice

Read and Spell

Copy and Spell

Spell It Again!

1. trip

2. trees

3. train

4. stop

5. stopped

6. number

7. say

8. said

9. ride

10. fast

Rhyme Time

Draw a line to match the words that rhyme.

trip

fast

trees

day

ride

slide

say

mop

brain

red

stopped

bees

past

flip

lumber

popped

said

stain

stop

number

Skills:

Spelling Words
Beginning
with **tr** and **st**

Spelling
Theme
Vocabulary


Rhyming
Words

Fill in the missing letters.

st

tr

1. You are a fa_____ runner.
2. I know how to _____op my bike.
3. Park your bike under the _____ee.
4. The cars _____opped at the light.
5. Look, a _____ain is going by.
6. We are taking a plane _____ip.



Skills:

Spelling Words
Beginning
with **tr** and **st**

Spelling
Theme
Vocabulary

Doubling the
Consonant
Before Adding
-ed

Alphabetical
Order

Double It!

Make new words. Double the consonant. Then add **ed**. This verb tells what already happened.

pop (what is happening)

pop + **p** + **ed** = **popped** (what already happened)

1. stop _____
2. trip _____
3. slip _____
4. rub _____
5. trot _____

Write each group of words in alphabetical order.

stopped _____

number _____

trees _____

train _____

ride _____

said _____

fast _____

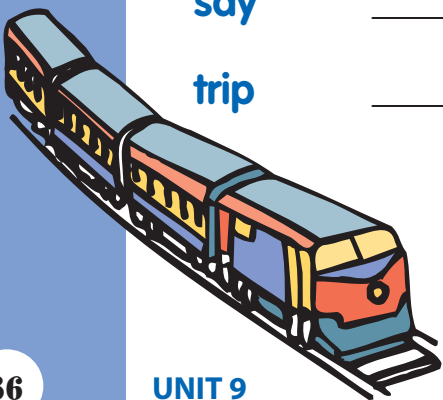
say _____

trip _____

stop _____

trees _____

ride _____



Train Trip

Skills:

Capitalizing
the Greeting
and Closing in
a Letter

The greeting and closing in a letter begin with a capital letter.

Dear Uncle John,

We are coming to see you on the Fourth of July.
Will you meet us at the train station?

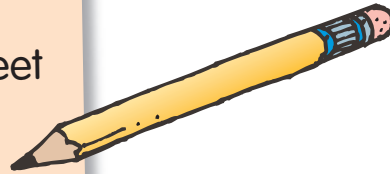
Love,
Owen and Mattie

Circle the words that need a capital letter.

dear Owen and mattie,

i am glad you are coming. I will meet
you at the train station.

love,
Uncle john



dear Mattie,

How was your trip? did you take the
train? What did you and Owen like best?
Please write back.

your friend,
Sally

dear Sally,

We had so much fun! uncle John took
us on a river ride! Owen and I got very wet.

yours truly,
Mattie

Skills:

Using Commas in the Salutation and Closing in a Letter

Car Ride

Commas are used after the salutation (greeting) and closing in a letter.

Dear Uncle John,

Thank you for a fun time. We liked the river trip very much. It was wet and wild!


Love,
Owen and Mattie

Write the commas where they belong.

Dear Sally

Did you have fun on your car trip?
Where did you go? I hope you will tell me about it.

Your pal
Owen



Dear Owen

Our car trip was fun. We went to the desert. We saw red rocks. We went camping, too.

Your friend
Sally

Dear Sally

Thank you for the postcard. The red rocks are so pretty. I am glad you had fun.

Love
Ms. May

Pronoun Puzzler

Skills:

Identifying
Pronouns
and Their
Antecedents

Some words take the place of names (nouns).
These words are called **pronouns**.

she her he him it we us they them

Ben and **I** took a boat ride.

The boat brought **us** home.

Read the sentences. Circle the pronoun. Then draw a line from each pronoun to the noun it replaced.

My family is taking a trip.
We will go on a ship.

The captain says hello.
He shakes my hand.

The ship is very big.
It has two pools.

The ship sails on the ocean.
It is all around the ship.

Mom likes to swim.
She is in the pool.



Skills:


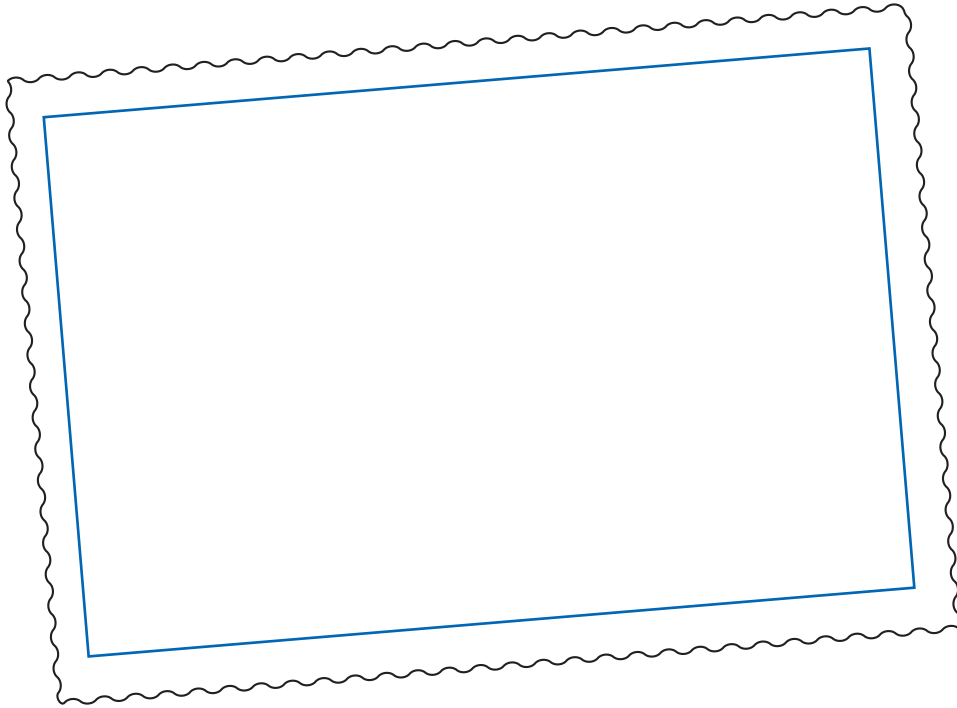
Creative
Writing

Writing a
Letter

Away We Go!

Think about a trip you would like to take. Where would you go?
How would you get there? What would you see?

Make a postcard of your trip. Draw a picture for the front.
Write a note about your trip on the back.



Magic Train

One day, you got on a magic train. Where did you go? Write a letter to a friend about your trip. Use capital letters and commas in the greeting and closing. Use as many spelling words as you can.


trip
number

trees
say

train
said

stop
ride

stopped
fast



Check Your Story

- I used a capital letter in the greeting and closing.
- I used a comma after the greeting and closing.
- I checked my spelling words.

Skills:

Creative Writing

Writing a Letter



All Aboard!

Find the correct answer. Fill in the circle.

1. Which pronoun should replace the words in bold?

Will you ride in the boat with

Hanna and me?

- we
 they
 us

2. Which greeting has the correct comma?

- Dear, Jose
 Dear Ms. Brown
 Dear Tina,

3. Which closing has the correct capital letter?

- Yours truly,
 sincerely,
 your Friend,

4. Where do you use a greeting and a closing?

- in a story
 in a letter
 in a poem

My Spelling Test

Ask someone to test you on the spelling words.

1. _____

2. _____

3. _____

4. _____

5. _____

6. _____

7. _____

8. _____

9. _____

10. _____

5. Write the sentence correctly.

what is the numbr of the trane you ried home

The Birthday Party

A birthday party is so much fun! Friends come to the party. They bring presents for the birthday child. They sing the “Happy Birthday” song. Everyone plays games.

There are always good things to eat. The best part is the birthday cake. The birthday child makes a wish and blows out the candles. The wish is supposed to come true if you blow them all out. The cake is cut, and everyone has a big piece. Will there be ice cream, too? Yum!

After the party, the birthday child thanks everyone for coming and for the presents. What a great day!



Read the spelling words.
Check off the words you can find in the story.

- | | | | | |
|--------------------------------|-----------------------------------|----------------------------------|--------------------------------|-----------------------------------|
| <input type="checkbox"/> cake | <input type="checkbox"/> makes | <input type="checkbox"/> came | <input type="checkbox"/> games | <input type="checkbox"/> sing |
| <input type="checkbox"/> bring | <input type="checkbox"/> presents | <input type="checkbox"/> candles | <input type="checkbox"/> party | <input type="checkbox"/> birthday |

How many spelling words did you find? _____

Skills:

Spelling Words
with **a-e** and
ing

Spelling
Theme
Vocabulary

Visual Memory

Spelling Practice

Read and Spell

Copy and Spell

Spell It Again!

1. cake

2. makes

3. came

4. games

5. sing

6. bring

7. presents

8. candles

9. party

10. birthday

Word Puzzles

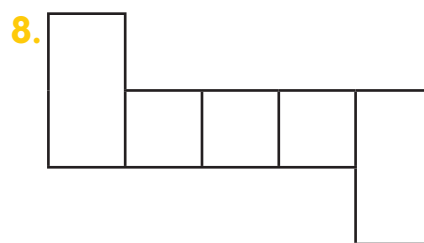
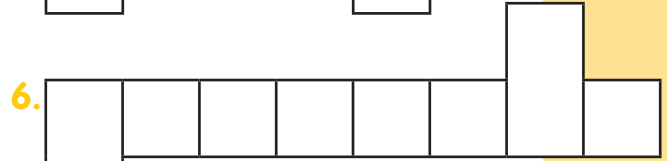
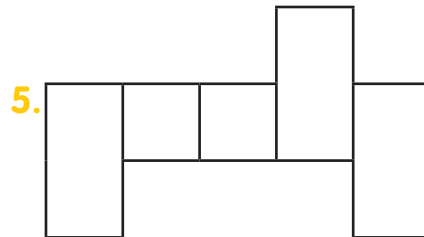
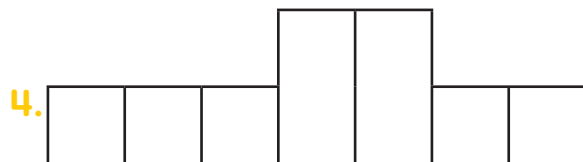
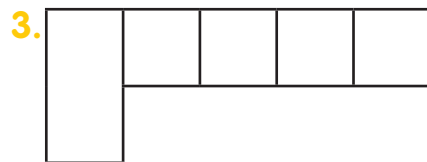
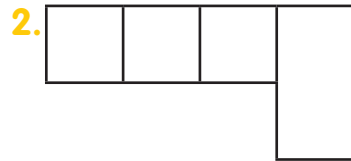
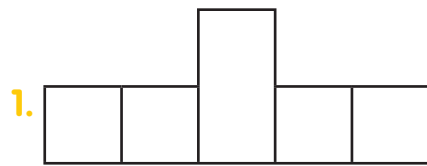
Fill in the boxes with the spelling words.

bring
makes

presents
came

candles
games

party
sing



Make word families. Write the words from the word box in the correct box below. Add more words if you can.

rake	ring	same
_____	_____	_____
_____	_____	_____
_____	_____	_____

bring game
came cake
make sing

Skills:

Spelling Words with **a-e** and **ing**

Spelling Theme Vocabulary

Visual Memory and Discrimination

Word Families

Rhyming Words

Skills:

Using Context Clues to Identify Missing Words

Writing Spelling Words

Writing Complete Sentences with Correct Capitalization and Ending Punctuation

What's Missing?

Fill in the missing spelling words.

cake	makes	came	games	sing
bring	presents	candles	party	birthday

1. Kim was six years old on her _____.
2. Father made a big chocolate _____ for Kim's party.
3. How many guests _____ to the party?
4. They played _____ in the backyard.
5. Let's all _____ "Happy Birthday."
6. Did they bring _____ for the birthday girl?

Write a sentence using each of these spelling words.
Begin with a capital letter. End with correct punctuation.

7. **bring**

8. **candles**



Capitals Needed

Skills:

Capitalizing
the First Word
in a Sentence

Capitalizing
Names of
People and
Pets

Sentences begin with a capital letter.


The school bus stops in front of my house.

Names of people and pets begin with a capital letter.

Manuel has a cat named **F**luffy.

Circle the words that should begin with a capital letter.
The first one has been done for you.

1. today was kim's birthday.
2. she had a party.
3. mike, jill, and tammy came to the party.
4. the friends played games.
5. mom gave kim a dog.
6. she named her new dog peewee.
7. jill and tammy gave her a book about cinderella.
8. mike gave kim a big red ball.
9. everybody had fun at kim's party.



Write a sentence about you and your friends. Use capital letters.

Skills:

Using Correct
Ending
Punctuation

Writing a
Statement,
a Question,
and an
Exclamation

Make Your Mark

Use correct punctuation marks at the ends of sentences.

- A **telling sentence** ends with a **period**. (.)
- An **asking sentence** ends with a **question mark**. (?)
- A sentence that shows **strong feeling** ends with an **exclamation point**. (!)

Write the correct punctuation at the end of each sentence.

1. May I have a birthday party ____
2. Who do you want to invite ____
3. Let's play games and eat in the backyard ____
4. Dad will cook hot dogs on the grill ____
5. Don't touch that hot grill ____
6. Are you ready to eat ice cream and cake ____
7. Don't drop the birthday cake ____
8. Thank you for my presents ____



Write a telling sentence.

9. _____

Write an asking sentence.

10. _____

Write a sentence that shows strong feeling.

11. _____

1, 2, and 3

Skills:

Using Commas
in a Series

Use a comma (,) between words in a series.

Carlos had a hot dog, chips, and milk for lunch.

Place commas where they are needed.

1. Mother got red green and yellow balloons for the party.
2. Jess asked Tom Jay and Kelly to his birthday party.
3. Is the party on Friday Saturday or Sunday?
4. Did Jess have six seven or eight candles on his cake?
5. Do you want chocolate vanilla or strawberry ice cream with your cake?
6. I decorated the present with blue ribbon a white bow and a gold star.
7. Jess got a bike a football and a game for his birthday.

Write a sentence about a birthday party that lists three things in a series.



Skills:

Writing
Complete
Sentences

Birthday Questionnaire

Your parents are planning a birthday party for you. Here are some questions they would like you to answer. Write your answers in complete sentences.

1. Where do you want to have your birthday party?

2. Who do you want to invite to your party?

3. What do you want to eat at your party?

4. What games do you want to play at your party?

5. How many candles should be on your birthday cake?

6. What presents would you like for your birthday?



A Funny Birthday Party

Write a story about a birthday party for a pet dog named Sam. Use as many spelling words as you can.

cake
bring

makes
presents

came
candles

games
party

sing
birthday



Check Your Story

- I wrote complete sentences.
- I used capital letters where they were needed.
- I used correct punctuation marks.

Skills:

Writing a Creative Story

Using Spelling Words in a Composition

Using Correct Capitalization and Punctuation



The Birthday Party

Find the correct answer. Fill in the circle.

1. Which punctuation mark goes at the end of the sentence?

How many children came to the birthday party ____

- period (.)
- question mark (?)
- exclamation point (!)

2. Which punctuation mark goes at the end of the sentence?

That was the best chocolate cake I've ever had ____

- period (.)
- question mark (?)
- exclamation mark (!)

3. Which group of words should begin with a capital letter?

- a birthday present.
- they played games at the party.
- eating birthday cake.

4. Where should the commas go in this sentence?

Jill Mike and Tammy came to the party.

- Jill, Mike, and Tammy
- Jill Mike, and, Tammy
- Jill, Mike and Tammy

5. Write the sentence correctly.

did sam bring a presunt to my birthda partee

My Spelling Test

Ask someone to test you on the spelling words.

1. _____

2. _____

3. _____

4. _____

5. _____

6. _____

7. _____

8. _____

9. _____

10. _____

Bunny Puppets

We had fun in art class today. Mrs. Green showed us how to make something new. We made bunny puppets! Here's how to make the puppet. First, paint a stick. Then cut two paper circles. One circle is the head, and one is the body. You could use any color paper you wish. My bunny is brown. Glue the circles to the stick. Then draw two round eyes. Draw a triangle nose. Then make two long ears. Glue them onto the bunny. Put a ball of cotton on the back for a tail. Now, give your bunny a name. I named my bunny Floppy. I can make Floppy hop around.



Read the spelling words.

Check off the words you can find in the story.

could would found round around

something brown green draw paint

How many spelling words did you find? _____

Skills:

Spelling Words
with **ou**

Spelling
Theme
Vocabulary

Visual Memory

Spelling Practice

Read and Spell

Copy and Spell

Spell It Again!

1. could
2. would
3. found
4. round
5. around
6. something
7. brown
8. green
9. draw
10. paint

_____	_____
_____	_____
_____	_____
_____	_____
_____	_____
_____	_____
_____	_____
_____	_____
_____	_____
_____	_____

Unscramble and Spell

Read each sentence. Unscramble the spelling word. Write it on the line.

1. ouCld I use your colored pens? _____

2. I ndouf a box of crayons. _____

3. Will you wadr me a picture? _____


4. What loudw you like to draw? _____

5. Next time we can pntai. _____

6. Do you have wnbpr paint? _____

7. No, but I have reneq. _____

8. I'll draw a druno ball. _____



Skills:

Spelling Words
with **ou**

Spelling
Theme
Vocabulary

Visual Memory

Skills:

Words with **ou**

Spelling
Theme
Vocabulary

Visual Memory

Alphabetical
Order

Writing
Complete
Sentences

ABC Order

Write the spelling words in alphabetical order.

green brown around round draw
paint could found would something

1. _____
2. _____
3. _____
4. _____
5. _____
6. _____
7. _____
8. _____
9. _____
10. _____

Use the words **draw** and **something** in a sentence.

Use the words **paint** and **green** in a sentence.



Color Splash!

Skills:

Writing
Complete
Sentences

Identifying
and Using
Correct Ending
Punctuation

A sentence needs ending punctuation.

- A **telling sentence** ends with a **period**. (.)
- An **asking sentence** ends with a **question mark**. (?)
- A sentence that shows **strong feeling** ends with an **exclamation point**. (!)

Read the story.

Do you like to paint? Tanya loves to paint. Give her a big piece of paper. She will make something with many colors. Splash! Red goes on first. Splat! Next are blue and green. Sploosh! Now, here is some purple and yellow. What do you see? It's a rainbow!



1. Write a telling sentence from the story.

2. Write an asking sentence from the story.

3. Write three words from the story that show strong feeling.

Skills:

Using
Adjectives

Mixed-up Adjectives

Some words describe nouns. These are called **adjectives**.

slimy snakes **green** eggs **bright** colors

Finish this silly story. Write an adjective in each sentence. You can even think of your own! Then read your silly story to someone.

brown
tiny

round
fuzzy

red
green

new
funny

My brother likes to draw _____ dragons.

He doesn't draw _____ ones. The dragons have _____ eyes. They have _____ tails.

Some wear _____ hats. Some of the dragons eat _____ ice cream. The dragons sing _____ songs. They live in _____ houses.

Draw a silly picture to go with your story.



Artist's Things

Skills:

Using
Apostrophes
to Show
Possession

An apostrophe (') is used to show who owns something.

This paint set belongs to Ally.
Ally's paint set is open.

Read the sentences. Write in the missing word to show who owns something. Use 's.

1. Ms. Brown is the art teacher.

We are in Ms. _____ class.

2. Tamika made a clay dish.

_____ dish is pretty.

3. Luke made a mask.

_____ mask looks like a lion.

4. Rose put her painting outside.

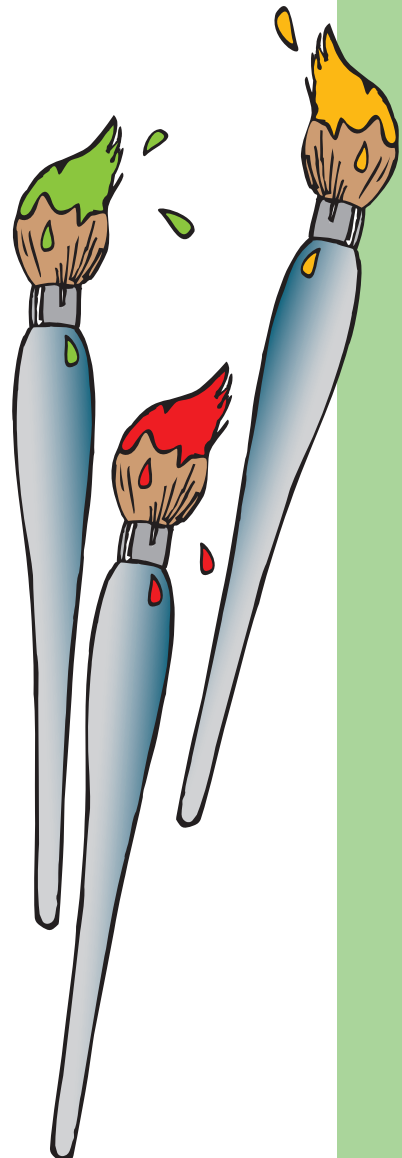
_____ painting is still wet.

5. Kyle can draw a rocket.

Did you see _____ rocket?

6. Jarvis makes animals with clay.

Look at _____ clay animals.



Skills:

Writing a
Description

Using
Adjectives

Picture

_____ (your name + 's)

Draw a picture of yourself. Then write about it below.



I wear _____

My hair _____

My eyes _____

Write three adjectives that tell about you.

Art Talks

Skills:

Writing a
Creative
Ending to
a Story

Finish the story. Use some of your spelling words.

could would found round around
something brown green draw paint

① One day, our teacher took us to see some paintings. I got a big surprise. One painting was of a smiling lady. When I walked by the lady, she said something to me!



Check Your Story

- I wrote complete sentences.
- I used correct ending punctuation.
- I checked my spelling.



Bunny Puppets

Find the correct answer. Fill in the circle.

- Which sentence has the correct ending punctuation?
 I like to paint?
 How did you draw that.
 Did you use a red crayon?
- Which sentence has the correct ending punctuation?
 Don't spill the paint!
 Where are the brushes.
 I like your picture?
- Which word is an adjective?
 picture
 green
 draw
- Which word describes the underlined word?
I made a round dish in art class.
 class
 made
 round

My Spelling Test

Ask someone to test you on the spelling words.

- _____
- _____
- _____
- _____
- _____
- _____
- _____
- _____
- _____
- _____

- Write the sentence correctly.

may I pante grean flowers arownd Amys drawing

In the Garden



This summer, I have a job. I help my neighbor with her garden. Her name is Mrs. Gomez. Her garden is in pots. The pots are very pretty. Many of them have flowers that bloom. Some of the pots have vegetable plants. I have never planted anything before. Mrs. Gomez gave me a pot with some soil. She helped me plant each seed. I gave them water every day. My plants grew and grew. Now they are tall and green. They have pretty blooms, too. Someday I will have my own garden.



Read the spelling words.
Check off the words you can find in the story.

- | | | | | | | | | | |
|--------------------------|-------|--------------------------|-------|--------------------------|------|--------------------------|-------|--------------------------|----------|
| <input type="checkbox"/> | they | <input type="checkbox"/> | their | <input type="checkbox"/> | many | <input type="checkbox"/> | any | <input type="checkbox"/> | anything |
| <input type="checkbox"/> | water | <input type="checkbox"/> | bloom | <input type="checkbox"/> | soil | <input type="checkbox"/> | plant | <input type="checkbox"/> | seed |

How many spelling words did you find? _____

Skills:

Spelling Words
with **th** and
any

Spelling
Theme
Vocabulary

Visual Memory

Spelling Practice

Read and Spell

Copy and Spell

Spell It Again!

1. they

2. their

3. many

4. any

5. anything

6. water

7. bloom



8. soil

9. plant

10. seed

See and Spell

Practice your spelling words. Write the missing letters.

<p>they</p>	<p>their</p>	<p>many</p>
<p>___ ey th ___ _____</p>	<p>___ eir th ___ r _____</p>	<p>___ any man ___ _____</p>
<p>any</p>		<p>anything</p>
<p>___ y a ___ _____</p>		<p>___ thing any ___ ing _____</p>
<p>water</p>	<p>bloom</p>	<p>soil</p>
<p>___ er wat ___ _____</p>	<p>___ oom bl ___ m _____</p>	<p>___ oil s ___ l _____</p>
<p>plant</p>	<p>seed</p>	
<p>___ ant pl ___ _____</p>	<p>___ ee ___ s ___ d _____</p>	

Skills:

Spelling Words
with **th** and
any

Spelling
Theme
Vocabulary

Visual Memory


Skills:

Spelling Words
with **th** and
any

Spelling
Theme
Vocabulary

Visual
Memory and
Discrimination

Growing Words



Choose the correct spelling. Write it on the line.

1. Let's **plent/plant** a garden. _____
2. You must **water/watter** it every day. _____
3. Do you have **eny/any** seeds? _____
4. This **soil/sole** will grow good plants. _____
5. How **meny/many** seeds do you want? _____
6. Look at these flowers **bloom/blume**. _____

Circle each spelling word.

seedplantsoilbloomanywateranythingmanytheirthey
anythingtheirmanyseedanytheywatersoilplantbloom
plantbloomanythingmanytheyseedsoilwateranytheir

Days, Months, and Holidays

Skills:

Capitalizing
Days of the
Week, Months
of the Year,
and Holidays

The names of days of the week, months of the year, and holidays begin with capital letters.

Monday, September 6 is Labor Day.



Write the day, month, or holiday that needs a capital letter.

1. We planted our garden on mother's day.

2. On saturday we picked weeds.

3. It is my turn to water on wednesday.

4. Here is a green flower for st. patrick's day.

5. Flowers bloom in june.

6. We gave Grandma some roses on sunday.

7. In october we will pick pumpkins.

8. Mom makes pumpkin pie for thanksgiving.

Skills:

Identifying
Verbs

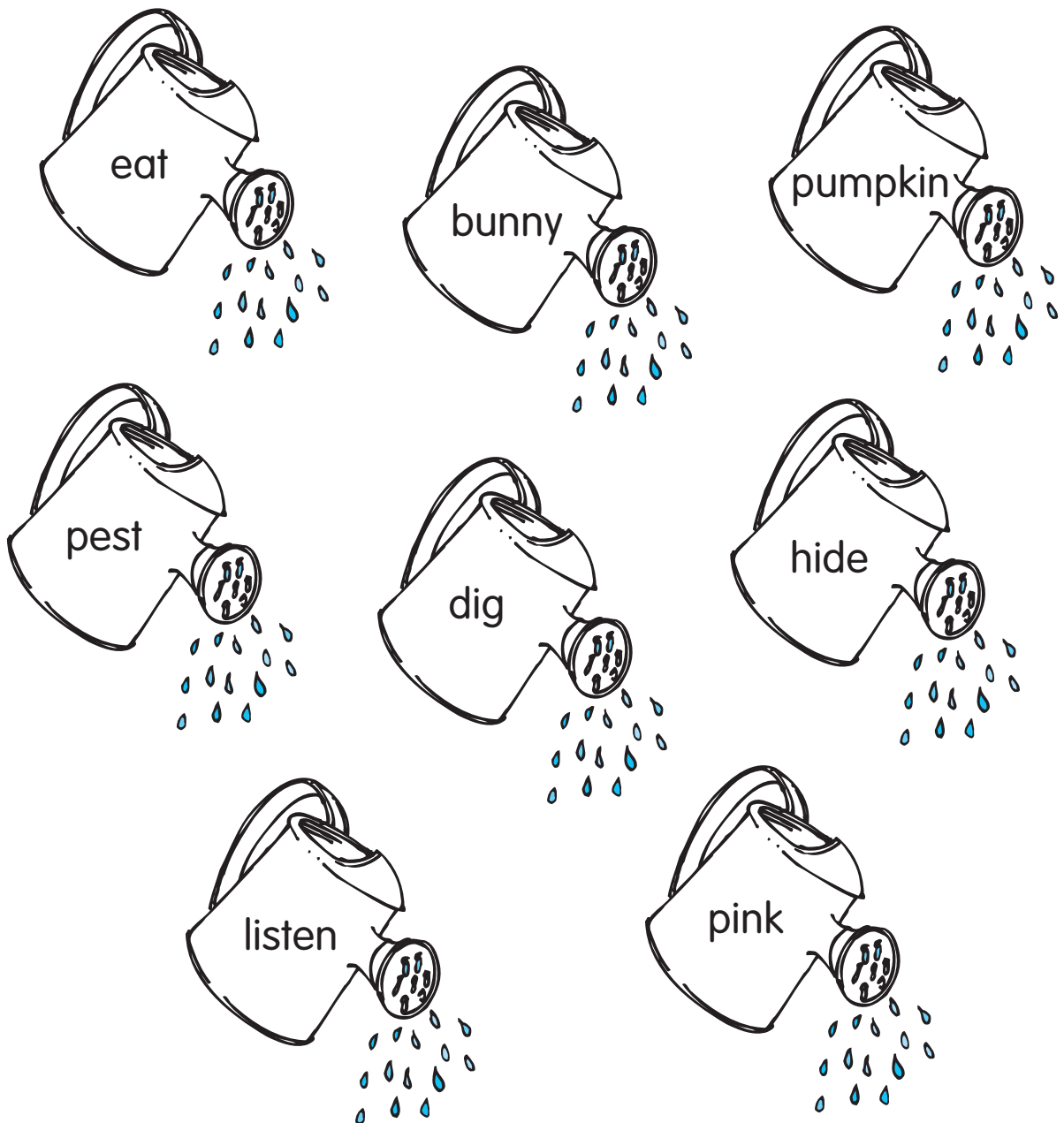
Search for Verbs

Verbs are words that tell what is happening or has already happened. They name an action.

They **grow** cactuses in their garden. (what is happening)

Last year, we **grew** watermelons. (what already happened)

Color each watering can that names a verb.



Commas Here and There

Skills:

Using Commas
in Dates and
Addresses

Commas are used in dates.

August 7, 2005

Look at a calendar. Write the date for each holiday this year.
Put a comma in the date.

Valentine's Day _____


Mother's Day _____

Memorial Day _____

Father's Day _____

Labor Day _____

St. Patrick's Day _____



Commas are used in addresses.

Salem, Oregon

Write each address. Write a comma between the name of the city
and the state or country.

Paris France _____

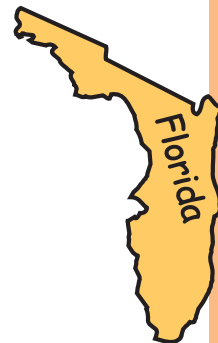
Detroit Michigan _____

Tampa Florida _____

Toronto Ontario _____

Dallas Texas _____

Venice Italy _____



Skills:



Writing
Information

Writing
Complete
Sentences

Garden Calendar

Keisha and her dad are making a garden plan. Look at the calendar. Write three sentences telling about their plan.

MAY						
	1 Start seeds in cups	2	3	4	5	6
7	8	9 Turn the soil	10	11	12	13
14	15	16	17 Plant the pumpkins	18	19	20
21 Trim the roses	22	23	24	25	26	27
28	29	30	31 Pick the cherries			



1. _____

2. _____

3. _____

Our Garden


Skills:

Using Picture Clues

Writing Complete Sentences

Look at this picture. Write three sentences about the picture. Use your spelling words.

they their many any anything
water bloom soil plant seed



1. _____

2. _____

3. _____



Check Your Story

- I wrote complete sentences.
- I used correct ending punctuation.
- I checked my spelling.



In the Garden

Find the correct answer. Fill in the circle.

- Which sentence has the correct capital letters?
 - Did you pick flowers on monday or tuesday?
 - Each Friday in June, we go to the garden store.
- Which sentence has the correct capital letters?
 - I put candy on the Christmas tree.
 - These flowers are for mother's day.
- Which word is a verb?
 - seeds
 - planted
 - any
- Which date has the correct comma?
 - January 6, 2005
 - April, 26 1999
 - October 31 2007,

My Spelling Test

Ask someone to test you on the spelling words.

1. _____

2. _____

3. _____

4. _____

5. _____

6. _____

7. _____

8. _____

9. _____

10. _____

5. Write the sentence correctly.

meny people plante flowers so thay bloum in august

Test Your Skills—Record Form

Unit	Test Page	Topic	Test Your Skills Score (5 possible)	Spelling Test Score (10 possible)
1	12	A Good Pet		
2	22	Busy Bees		
3	32	At the Gym		
4	42	Blue Whales		
5	52	Rainy Days		
6	62	Time for School		
7	72	Class Show		
8	82	Space Ride		
9	92	All Aboard!		
10	102	The Birthday Party		
11	112	Bunny Puppets		
12	122	In the Garden		

Pull-out Spelling Lists

Use these lists to give spelling tests, to post on the refrigerator, and for extra practice.

Unit 1 A Good Pet	Unit 2 Busy Bees	Unit 3 At the Gym
1. came	1. she	1. send
2. name	2. he	2. end
3. ride	3. got	3. both
4. bone	4. see	4. fast
5. cute	5. bee	5. last
6. mine	6. queen	6. must
7. dog	7. hive	7. just
8. cat	8. sting	8. team
9. bird	9. fly	9. win
10. pet	10. buzz	10. score

Pull-out Spelling Lists

Use these lists to give spelling tests, to post on the refrigerator, and for extra practice.

Unit 4 Blue Whales	Unit 5 Rainy Days	Unit 6 Time for School
1. boat	1. way	1. good
2. float	2. away	2. book
3. long	3. today	3. took
4. along	4. play	4. shook
5. belong	5. played	5. school
6. jaw	6. rain	6. soon
7. paw	7. wait	7. too
8. shark	8. chase	8. read
9. whale	9. sky	9. best
10. swim	10. sunny	10. work

Pull-out Spelling Lists

Use these lists to give spelling tests, to post on the refrigerator, and for extra practice.

Unit 7 Class Show	Unit 8 Space Ride	Unit 9 All Aboard!
1. now	1. stand	1. trip
2. down	2. star	2. trees
3. shout	3. stone	3. train
4. about	4. flew	4. stop
5. our	5. new	5. stopped
6. house	6. ring	6. number
7. show	7. bring	7. say
8. row	8. moon	8. said
9. part	9. sun	9. ride
10. start	10. off	10. fast

Pull-out Spelling Lists


Use these lists to give spelling tests, to post on the refrigerator, and for extra practice.

Unit 10 The Birthday Party	Unit 11 Bunny Puppets	Unit 12 In the Garden
1. cake	1. could	1. they
2. makes	2. would	2. their
3. came	3. found	3. many
4. games	4. round	4. any
5. sing	5. around	5. anything
6. bring	6. something	6. water
7. presents	7. brown	7. bloom
8. candles	8. green	8. soil
9. party	9. draw	9. plant
10. birthday	10. paint	10. seed

Answer Key

Page 3

A Good Pet



My sister has a new pet. Can you guess what it is? It is not a dog, a cat, or a bird. It is a pet she can ride. It's a pony!

The pony has a white star on her nose. My sister gave her the name Star. Star is a cute pony. Although she is full-grown, she is little. Sometimes I help my sister feed and brush Star. We keep her stall clean, too. Sometimes my sister lets me ride her pony. When I brought an apple for Star, she came to me. Star is a good pet. I hope that someday I will have a pony of my own.

Find It! Read the spelling words. Check off the words you can find in the story.

<input checked="" type="checkbox"/> came	<input checked="" type="checkbox"/> name	<input checked="" type="checkbox"/> ride	<input checked="" type="checkbox"/> bone	<input checked="" type="checkbox"/> cute
<input checked="" type="checkbox"/> mine	<input checked="" type="checkbox"/> dog	<input checked="" type="checkbox"/> cat	<input checked="" type="checkbox"/> bird	<input checked="" type="checkbox"/> pet

How many spelling words did you find? 8

©2005 by Evan-Moor Corp. • EMC 4538 • Spell & Write UNIT 1 3

Page 5

Word Meanings

Write the missing words to finish the sentences.

- That cute little turtle is mine.
bone mine cute
- A singing bird makes a good pet.
pet ride bird
- What will you name your new cat?
name cat came
- My dog chews a bone.
bone cute dog
- My dad came to see me ride the pony.
name came ride

Write a sentence using the words mine and cute.
Answers will vary.

Write a sentence using the words bird and name.



©2005 by Evan-Moor Corp. • EMC 4538 • Spell & Write UNIT 1 5



Page 6


Word Study


Fill in the missing vowels to make spelling words.


came mine	name dog	ride cat	bone bird	cute pet
--------------	-------------	-------------	--------------	-------------

d o g  c a m e 

m i n e  b i r d 

c a t  c u t e

n a m e  b o n e

r i d e  p e t

Circle each spelling word.

pet came mine bone name bird dog cute ride came
came ride cute dog bird name bone mine a pet
mine dog cute cat bone bird ride pet name came

©2005 by Evan-Moor Corp. • EMC 4538 • Spell & Write UNIT 1 6

Page 7

Reading Sentences


A sentence is a complete thought. Every sentence has two parts.

- It names something or someone.
- It tells what that something or someone is or does.

Claire feeds her dog every day.
Bib wags his tail.

Circle the complete sentences. Draw a line through the groups of words that are not sentences.

- ~~Over the fence.~~
- ~~The dog jumps for the ball.~~
- Take took his puppy for a ride.
- ~~In the wagon.~~
- ~~A nice pet.~~
- The cute puppy was happy.
- My dog likes to sit in the wagon.
- Anna's kitten is soft and sweet.



©2005 by Evan-Moor Corp. • EMC 4538 • Spell & Write UNIT 1 7

Page 8

Pet Names

The names of people, pets, and specific places and things begin with **capital letters**.

Tracy's rabbit is fast.
He came from Sunrise Farm.
Brownie likes the garden.

Circle the names that need capital letters. Then write them on the lines.

- Anna and Gabe are lucky.
Tina, Gabe
- Their dad took them to White City.
White City
- They went to Sunrise Animal Home.
Sunrise Animal Home
- Mr. Chang takes care of lost animals.
Mr. Chang
- There was a mother cat named Missy.
Missy
- Missy had six cute kittens.
Missy
- One of Missy's kittens was named Strawberry.
Missy's, Strawberry
- Gabe got a kitten named Jam.
Gabe, Jam

©2005 by Evan-Moor Corp. • EMC 4538 • Spell & Write UNIT 1 8

Page 9


Capital I

Use a capital letter for the word that names yourself—I.

I wish I had a hamster.

Circle the sentences that have a capital I. Fix the sentences that should have a capital I.

- I have a new dog.
- Can I train him to do tricks?
Can I train him to do tricks?
- I hope so.
- Mom and I will teach him to speak.
Mom and I will teach him to speak.
- I tell him to speak.
I tell him to speak.
- When he barks, I give him a treat.
When he barks, I give him a treat.
- I hug him and pat him.
- I have fun, and so does my dog.
I have fun, and so does my dog.



©2005 by Evan-Moor Corp. • EMC 4538 • Spell & Write UNIT 1 9

Page 10

Pet Questions

Ask three people about pets. Write their answers below. Use capital letters for names of people and pets.


Ask these questions:

- What kind of pet do you like?
- What pet name do you like?

Example: Jose likes dogs.
Jose likes the pet name Socks.

Answers will vary.

- (name) _____ likes _____ (kind of pet) _____
_____ likes the pet name _____ (pet name) _____
- (name) _____ likes _____ (kind of pet) _____
_____ likes the pet name _____ (pet name) _____
- (name) _____ likes _____ (kind of pet) _____
_____ likes the pet name _____ (pet name) _____



©2005 by Evan-Moor Corp. • EMC 4538 • Spell & Write UNIT 1 10

Page 11

Lost and Found

Pretend you lost a pet. Make a sign to put up in your neighborhood. Tell about the pet. Draw a picture of your lost pet.

came mine	name dog	ride cat	bone bird	cute pet
--------------	-------------	-------------	--------------	-------------

Drawings will vary.

Check Your Story

- I used a capital letter for names.
- I checked my spelling.

©2005 by Evan-Moor Corp. • EMC 4538 • Spell & Write UNIT 1 11

Page 12

SKILLS A Good Pet

Find the correct answer. Fill in the circle.

- Which group of words is a complete sentence?
 - A cute dog.
 - Your new kitten.
 - We found a lost dog.
- Which sentence has the correct capital letters?
 - My horse daisy is a good jumper.
 - Travis trained his dog Tucker to roll over.
 - I like your pet skunk twinkle.
- Which sentence has the correct capital letter?
 - You and I like cats.
 - Mom said I may feed the fish.
 - May I walk the dog?
- Which sentence needs a capital letter?
 - The brown and white dog is mine.
 - I think rex wants a bone.
 - Here is a bone for your dog.

Write the sentence correctly.
I think we should name that cute bird princess
I think we should name that cute bird Princess.

©2005 by Evan-Moor Corp. • EMC 4538 • Spell & Write ASSESSMENT 1 12

Busy Bees

Did you know that bees have special jobs? The queen bee only has one job. She lays eggs. But worker bees do different jobs as they grow. A worker bee's first job is to clean the hive. When a worker bee is three days old, its body makes food. It feeds the unborn baby bees. Many days later, the worker bee begins to make wax. The wax is used to build new honeycomb cells.

Next, the bee becomes a guard. Guards watch over the hive. They sting bears or people who try to get the hive's honey. When it is three weeks old, the bee must fly away from the hive. All alone, it looks for food in fields and flowers. Worker bees have a busy life!



Find It! Read the spelling words. Check off the words you can find in the story.

she he got see bee
 queen hive sting fly buzz

How many spelling words did you find? 6

©2005 by Evan-Moor Corp. • EMC 4538 • Spell & Write UNIT 2 13

What's Missing?

Finish the spelling words in each sentence.

she	he	got	see	bee
queen	hive	sting	fly	buzz

- Did you see something fly by?
- she heard something buzz.
- He has a hive at the bee farm.
- The queen bee lives in there.
- We got some honey from the farm.
- A fly won't sting you.

Finish the spelling words to complete the crossword puzzles.

b	h
queen	hive
z	o
z	t

Skills:
Spelling Words with Long e
Spelling Theme: Vocabulary
Using Context Clues
Word Meaning

©2005 by Evan-Moor Corp. • EMC 4538 • Spell & Write UNIT 2 15

Spell and Write

Circle the misspelled words. Write them correctly on the lines.

- See Grandma holding a pie. see
- Shes put the pie in the window. She
- I saw a bee flo by the pie. fly
- The bee went buzzz. buzz
- The dog go the bee. got
- And heo also got the pie. he

Unscramble the spelling words and write them correctly.

ebe	qeuu
bee	queen
evih	tgins
hive	sting

Skills:
Writing Spelling Words
Visual Memory

©2005 by Evan-Moor Corp. • EMC 4538 • Spell & Write UNIT 2 16

Parts of a Sentence

Skills: Identifying Subjects and Predicates

A sentence is a complete thought. Every sentence has two parts.


- It names something or someone.
- It tells what that something or someone is or does.

Jim looks for butterflies.

Circle the part of the sentence that names something or someone. Underline the part of the sentence that tells what that something or someone does.

Jessica reads about bees.

- The boys watched a trail of ants.
- Carlo sees a grasshopper.
- I see an orange butterfly.
- Mary likes to look at spider webs.
- Mrs. Ross teaches us about bees.
- Dena stayed away from the hive.
- Anna and Jada hear crickets.
- Grandfather got ladybugs for the garden.



©2005 by Evan-Moor Corp. • EMC 4538 • Spell & Write UNIT 2 17

All About Nouns

Skills: Nouns

A noun is a word that names a person, place, or thing.

Kate is at the park with her book about bugs.

Write each noun under the correct heading.

garden	hive	boy	fly	forest
queen	teacher	pond	bee	

Person	Place	Thing
queen	garden	bee
teacher	forest	fly
boy	pond	hive

Use nouns from above to finish the sentences.

1. The queen saw a bee in the garden.

2. Can the boy find the hive?

Answers will vary.

Skills:
Nouns

©2005 by Evan-Moor Corp. • EMC 4538 • Spell & Write UNIT 2 18

All About Verbs


Skills: Verbs

Verbs are words that tell what is happening or has already happened. They name an action.

Bees fly to the hive. (what is happening)
The bees made honey. (what has already happened)

Read the sentences. Circle the verbs.

- We eat the hive in a tree.
- We fly to the hive.
- The queen bee lays her eggs.
- We work all day.
- We feed the baby bees in the hive.
- A hungry bear smells our honey.
- We buzz around the hive.
- We cling the bear.
- He stays away from our hive.
- We fly to lots of flowers.



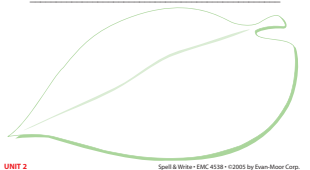
©2005 by Evan-Moor Corp. • EMC 4538 • Spell & Write UNIT 2 19

A New Bug

Skills: Answering Questions

You just discovered a new kind of bug! Answer the questions about your bug. Then draw a picture of your bug on the leaf.

- What is your bug's name? Answers will vary.
- What size and shape is your bug? _____
- What color is your bug? _____
- Where does your bug live? _____
- How does your bug get around? _____
- What is special about your bug? _____



©2005 by Evan-Moor Corp. • EMC 4538 • Spell & Write UNIT 2 20

Me, the Bee

Skills: Writing a Creative Story
Applying Spelling Skills

You woke up this morning to find that you are a worker bee. How does it feel to be so small? What do you do all day? Tell your story. Use as many spelling words as you can.


she	he	got	see	bee
queen	hive	sting	fly	buzz

Answers will vary.

Check Your Story

I wrote complete sentences.

I checked my spelling.



©2005 by Evan-Moor Corp. • EMC 4538 • Spell & Write UNIT 2 21

Skills Busy Bees

My Spelling Test

Find the correct answer. Fill in the circle.

- Read this sentence: The boys read a butterfly book. Which part names someone?
 - The boys
 - read a butterfly book.
- Read this sentence: My friend Parker likes ladybugs. Which part tells what someone does?
 - My friend Parker
 - likes ladybugs.
- Which word is a noun?
 - see
 - got
 - bee
- Which word is a verb?
 - work
 - hive
 - queen

Write the sentence correctly.

He can hear a bee bozz near the hiv
He can hear a bee bozz near the hive.

©2005 by Evan-Moor Corp. • EMC 4538 • Spell & Write ASSESSMENT 2 22

At the Gym

On Saturday, I go to the gym. My friend Amy and I both go there. Last week, we had fun in class. We started with warm-ups. Then we got into teams. Our team wanted to win. We lined up. I put a beanbag on my head. I had to walk from one end of the gym to the other. I got a score of two points. Amy was the next one in line. She put the beanbag on her head. She walked from one end to the other. Our team was fast, but we didn't win this time.

Next, we learned how to make a bridge. You must bend your back and look at the sky. We did log rolls, too. Just hold your arms together over your head. Hold your legs together. Then roll across the mat. Amy and I will practice at home.

Find It! Read the spelling words. Check off the words you can find in the story.

send end both fast last
 must just team win score

How many spelling words did you find? 9

©2005 by Evan-Moor Corp. • EMC 4538 • Spell & Write UNIT 3 23

Puzzle Time

Fill in the boxes with the spelling words.

send end both fast last
must just team win score

1. s c o r e 6. e n d
2. t e a m 7. s e n d
3. f a s t 8. j u s t
4. l a s t 9. m u s t
5. w i n 10. b o t h

Circle the spelling word in each bigger word.

teamer u must mustard bothr
 winner scoreboard bend loast

Skills: Spelling Words with Final **at** Words with **end** Spelling Theme Vocabulary Visual Memory and Discrimination

©2005 by Evan-Moor Corp. • EMC 4538 • Spell & Write UNIT 3 25

Write It Right

Circle the correct spelling.

- I play on the red team team.
- This is our last game.
- It is the end of the season.
- Did you see how fast he ran?
- I can kick the ball with both feet.
- He can send the ball across the field.
- Run to the end of the field.
- Did the blue team score?

Make word families. Write the words below under the correct heading. Can you add one more word to each family?

end fast	cast must	dust blast	bend trust	mend
-------------	--------------	---------------	---------------	------

Last fast Send end Just must
cast bend dust
blast mend trust

Skills: Spelling Words with Final **at** Words with **end** Spelling Theme Vocabulary Visual Memory and Discrimination Spelling Words in Context Identifying Word Families

©2005 by Evan-Moor Corp. • EMC 4538 • Spell & Write UNIT 3 26

Race Days

The names of days of the week, months of the year, and holidays begin with capital letters.

On Sunday, we went for a bike ride. Last June, I saw a bike race. Jake got a new bike at Christmas.

Read the sentences. Write the words that need a capital letter.

- We saw a car race on memorial day. Memorial Day
- On saturday, we went to the track. Saturday
- Nick races on sunday night, too. Sunday
- He came in third on father's day. Father's Day
- Last july, we saw his team race. July
- Travis came with us thursday night. Thursday
- Nick's car was fast on friday. Friday
- His next race must be in august. August

Skills: Capitalizing Days of the Week, Months of the Year, and Holidays

©2005 by Evan-Moor Corp. • EMC 4538 • Spell & Write UNIT 3 27

In the Pool

A contraction is a short way to write two words. A contraction uses an apostrophe ('). The apostrophe takes the place of the missing letter or letters.

have not = haven't I haven't seen you swim.
they will = they'll They'll open the pool at eight o'clock.
she had = she'd Sara said she'd learned how to dive.

Write the contraction for the two words in blue.

- I will learn to dive this summer. I'll
- You are a good swimmer. You're
- Who will show me how to push off? Who'll
- She will learn how to swim. She'll
- It should not be hard to learn. shouldn't
- Do not dive in there. Don't
- That is not the deep end. That's
- Brent said he would like to swim. he'd
- I am floating. I'm
- We did not dive today. didn't

Skills: Writing Contractions Using Apostrophes

©2005 by Evan-Moor Corp. • EMC 4538 • Spell & Write UNIT 3 28

Here I Go!

Use **I** when you are the person doing something. Use **me** when something happens to you.

I skate onto the ice. Dan skates with me.

Read each sentence. Write **I** or **me** in the blank.

- I like to skate.
- Mom and I went to the ice rink.
- She helped me tie my skates.
- Other skaters watched out for me.
- I didn't go fast.
- Mom showed me how to stop on ice.
- She said I skate very well.
- Now I can skate fast.
- Just watch me go!
- I can even twirl!

Skills: Using Pronouns I and me

©2005 by Evan-Moor Corp. • EMC 4538 • Spell & Write UNIT 3 29

I Want to Play!

What sport would you like to play? Write three reasons why you want to play this sport.

I would like to play _____
Three reasons I want to play this sport are:

First: Answers will vary.

Second: _____

Third: _____

Skills: Writing Complete Sentences

©2005 by Evan-Moor Corp. • EMC 4538 • Spell & Write UNIT 3 30

Dear Pen Pal...

Your pen pal wants to know what sport you like best. Write a letter. Tell your pen pal about the sport you like and why you like it. Use as many spelling words as you can.

Dear _____, date _____

Answers will vary.

Your friend, _____

Check Your Story

- I wrote complete sentences.
- I used my best handwriting.
- I checked my spelling.

Skills: Writing a Letter Using Spelling Words in a Composition

©2005 by Evan-Moor Corp. • EMC 4538 • Spell & Write UNIT 3 31

SKILLS At the Gym

Find the correct answer. Fill in the circle.

- Which word or words need a capital letter?
 my birthday saturday this week
- Which word is a contraction for the two words **what** is?
 who's what's what's
- Which sentence uses **I** or **me** correctly?
 Ben and me played ball. Ben and I played a game. He threw the ball to I.
- Which sentence has the correct capital letters?
 We saw a game on Thanksgiving Day. The pool is open on valentine's day. Our team was lucky on st. patrick's day.

Write the sentence correctly. our team just couldn't score on wednesday
Our team just couldn't score on Wednesday.


My Spelling Test

Ask someone to test you on the spelling words.

- _____
- _____
- _____
- _____
- _____
- _____
- _____
- _____
- _____
- _____

©2005 by Evan-Moor Corp. • EMC 4538 • Spell & Write ASSESSMENT 3 32

Blue Whales



Whales swim in all the Earth's oceans. They can dive deep and stay there for a long time. Whales are very big animals. The blue whale is the biggest animal on Earth. Blue whales are even bigger than the dinosaurs were. They can weigh as much as thirty elephants! The blue whale eats tiny ocean animals called krill. The krill float in the water. A blue whale eats as it swims along. Plates in its jaw trap the krill. The whale's mouth strains out the water and leaves the krill. A blue whale eats about one hundred pounds of food with every gulp.

Wind It! Read the spelling words. Check off the words you can find in the story.

<input checked="" type="checkbox"/> boat	<input checked="" type="checkbox"/> float	<input checked="" type="checkbox"/> long	<input checked="" type="checkbox"/> along	<input checked="" type="checkbox"/> paw
<input checked="" type="checkbox"/> jaw	<input checked="" type="checkbox"/> belong	<input checked="" type="checkbox"/> shark	<input checked="" type="checkbox"/> whale	<input checked="" type="checkbox"/> swim

How many spelling words did you find? **6**

©2005 by Evan-Moor Corp. • EMC 4538 • Spell & Write UNIT 4 33

Spelling Time

Fill in all the missing vowels to make spelling words.

a e i o

l _ o _ ng al _ o _ ng
 b _ e _ l _ o _ ng wh _ a _ l _ e _
 b _ o _ a _ t fl _ o _ a _ t
 p _ a _ w j _ a _ w
 sw _ i _ m sh _ a _ rk

Circle two words in each row that rhyme with the first word.


1. float	codi	toof	boad
2. long	wrona	song	ring
3. paw	was	low	law
4. swim	tim	one	tim
5. sail	whale	ball	pal
6. shark	park	bark	tank

©2005 by Evan-Moor Corp. • EMC 4538 • Spell & Write UNIT 4 35

Read and Spell

Read each sentence. Unscramble the word in bold. Write the sentence correctly on the line. Circle the spelling word.

- We took a **toab** ride on the ocean.
We took a **boat** ride on the ocean.
- We watched for a **wheal**.
We watched for a **whale**.
- What do you think came **agont**?
What do you think came **along**?
- We saw a whale **mivs** next to us.
We saw a whale **swim** next to us.
- It was a very **lnog** animal.
It was a very **long** animal.
- It had a big **wja** and a big tail.
It had a big **jaw** and a big tail.
- Next time I will look for a **shark**.
Next time I will look for a **shark**.



©2005 by Evan-Moor Corp. • EMC 4538 • Spell & Write UNIT 4 36

More Contractions


A **contraction** is a short way to write two words. A contraction uses an apostrophe. The apostrophe takes the place of the missing letter or letters.

are not = aren't

Write the correct contraction in each sentence.

haven't didn't isn't can't needn't hadn't don't

- I **didn't** know this aquarium had sharks.
- We **haven't** seen the shark tank yet.
- I **don't** think this is a shark.
- Taylor **hadn't** seen a shark before.
- Isn't** that a shark over there?
- You **needn't** be afraid.
- It **can't** swim out of the tank.



©2005 by Evan-Moor Corp. • EMC 4538 • Spell & Write UNIT 4 37


Is and Are

Use **is** with one.
Use **are** with more than one.

There **is** a whale out there.
There **are** three whales swimming.

Read the sentences. Write **is** or **are** in the blanks.

- I think sea otters **are** cute.
- That sea otter **is** looking for lunch.
- An otter **is** floating on its back.
- Sea otters **are** fun to watch.
- Sea otters **are** good at using rocks.
- Rocks **are** used to open shells.
- One paw **is** holding a rock.
- The other paw **is** holding a shell.
- The otter **is** hitting the shell.
- Lunch **is** inside!



©2005 by Evan-Moor Corp. • EMC 4538 • Spell & Write UNIT 4 38


Whose Is It?

Apostrophes (') are used to show who owns something.

The boat belongs to Dan.
Dan's boat is called the Blue Whale.

Read the sentences. Fill in the missing words to show who owns something. Use **'s**.

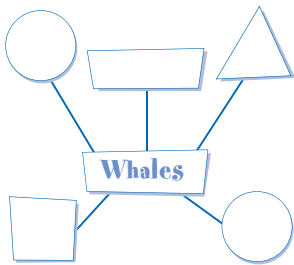
- The beach house belongs to Grandpa.
We are going to **Grandpa's** beach house.
- The shells belong to Jada.
These are **Jada's** shells.
- That tooth came from a shark.
That is a **shark's** tooth.
- That boat belongs to the neighbor.
The **neighbor's** boat is on the beach.
- Leo pointed a whale picture.
I like **Leo's** painting.
- Tera has a new pool.
Can we swim in **Tera's** pool?



©2005 by Evan-Moor Corp. • EMC 4538 • Spell & Write UNIT 4 39

Words About Whales

Fill in the drawing. In each shape, write a word that tells about whales. Then use some of your words to write two sentences about whales.




- Answers will vary.
- Answers will vary.

©2005 by Evan-Moor Corp. • EMC 4538 • Spell & Write UNIT 4 40

A Trip to the Aquarium

Pretend your class went on a trip to an aquarium. You made a scrapbook about it. Draw a photo for your scrapbook. Write about the photo. Use some of your spelling words.

boat float long along belong
 jaw paw shark whale swim



Answers will vary.

Check Your Story

I wrote complete sentences.
 I checked my spelling.

©2005 by Evan-Moor Corp. • EMC 4538 • Spell & Write UNIT 4 41

Blue Whales

Find the correct answer. Fill in the circle.


- Which one is a contraction for the two words **did not**?
 don't
 didn't
 didnot
- Which sentence uses **are** correctly?
 Whales and sharks are ocean animals.
 A baby whale are swimming.
- Which sentence uses **is** correctly?
 Those otters is playing.
 The otter is looking for food.
- Read the sentence. What is the missing word?
 We went sailing in _____ boat.
 Claire's
 Claires
 Claires'
- Write the sentence correctly.
 The baby whale want float along with Bens boate
 The baby whale won't float along with Ben's boat.

Ask someone to test you on the spelling words.

- _____
- _____
- _____
- _____
- _____
- _____
- _____
- _____
- _____
- _____

©2005 by Evan-Moor Corp. • EMC 4538 • Spell & Write ASSESSMENT 4 42

Rainy Days



Today when I woke up, the sky was blue. It looked like it would be a sunny day. I called my friend Kayla to ask her to come over. She lives across the way. We like to jump rope. When Kayla got here, the sky was cloudy. Before long, it started to rain. So we went inside and played a board game. We wished the rain would stop. In a little while, the rain did stop. We went outside again to jump rope. That's when Kayla spotted a beautiful rainbow. How do you chase away rain clouds? I don't know. But if you wait a little while, you may see a rainbow.

Find It! Read the spelling words. Check off the words you can find in the story.

<input checked="" type="checkbox"/> way	<input checked="" type="checkbox"/> away	<input checked="" type="checkbox"/> today	<input checked="" type="checkbox"/> play	<input checked="" type="checkbox"/> played
<input checked="" type="checkbox"/> rain	<input checked="" type="checkbox"/> wait	<input checked="" type="checkbox"/> chase	<input checked="" type="checkbox"/> sky	<input checked="" type="checkbox"/> sunny

How many spelling words did you find? 9

©2005 by Evan-Moor Corp. • EMC 4338 • Spell & Write UNIT 5 43

Crossword Fun

Fill in the spelling words to complete the crossword puzzles.

way away today play played
rain wait chase sky sunny

1.


w	a	i	t
a	r	i	n

 2.

s	u	n	n	y
k	e	y		

3.

p	l	a	y	e	d
a	w	a	y		



You used six spelling words in the puzzles. Use the other four spelling words in this sentence.


Will the sun hase a way the rain oday?

©2005 by Evan-Moor Corp. • EMC 4338 • Spell & Write UNIT 5 45

Find the Mistakes

Cross out the misspelled words.

1. we way	6. to day today
2. chase chase	7. play sk sky
3. played plae play	8. sky sk sun
4. rain ra rain	9. sun sunny
5. way away	10. wait wait



Correct the sentences.

1. Can you play today?
Can you play today?

2. The skie is suny after the ran.
The sky is sunny after the rain.

©2005 by Evan-Moor Corp. • EMC 4338 • Spell & Write UNIT 5 46

Windy Weather


A sentence begins with a capital letter.

Do you think it will rain today?

Rewrite these sentences. Begin each sentence with a capital letter.

- It is windy today.
It is windy today.
- The trees bend way over.
The trees bend way over.
- leaves spin in the air.
Leaves spin in the air.
- we chase the leaves.
We chase the leaves.
- the flag is flying.
The flag is flying.

Draw a picture of a windy day.



©2005 by Evan-Moor Corp. • EMC 4338 • Spell & Write UNIT 5 47


All About Adjectives

Some words describe nouns. These are called **adjectives**.

white snow dark clouds warm wind

Circle the adjectives in the sentences.

- I like stormy weather.
- There was a big storm yesterday.
- Today is a sunny day.
- The blue sky is back.
- We can play in the fluffy white snow.
- I will put on my new red mittens.
- The cold air bites my nose.
- Let's make a funny snowman.




©2005 by Evan-Moor Corp. • EMC 4338 • Spell & Write UNIT 5 48

In the Clouds

Use **we** when you and other people do something.
Use **us** when something happens to you and other people.

We watch the weather.
It rained on **us**.



Fill in the circle by the correct word.

- On sunny days we sit on the grass. we us
- we love to watch the clouds. We Us
- Would you like to watch with us? we us
- Why don't you join us? we us
- Sometimes we see cloud animals. we us
- we see them chase each other. We Us
- Look for faces in the clouds with us. we us
- Are the cloud faces watching us? we us

©2005 by Evan-Moor Corp. • EMC 4338 • Spell & Write UNIT 5 49

Weather Chart

Your class is keeping track of the weather this week. You made a chart. The chart shows if the weather is cloudy or sunny. The numbers tell how warm it is. Read the weather chart. Then write two sentences about the weather this week.

Monday	Tuesday	Wednesday	Thursday	Friday
cloudy 75°	rainy 64°	sunny 80°	sunny 85°	sunny 88°

- Answers will vary.
- Answers will vary.

©2005 by Evan-Moor Corp. • EMC 4338 • Spell & Write UNIT 5 50

Storm in the Sky

Tell about a storm you can remember. Use adjectives to tell about the storm. Use some of your spelling words.

way away today play played
rain wait chase sky sunny

Answers will vary.

Check Your Story

- I used adjectives.
- I began each sentence with a capital letter.
- I checked my spelling.

©2005 by Evan-Moor Corp. • EMC 4338 • Spell & Write UNIT 5 51

Rainy Days

My Spelling Test

Find the correct answer. Fill in the circle.

- Which sentence is correct?
 - Come and play in the rain.
 - The rain has stopped.
 - did you get wet?
- Which word is an adjective to describe a noun?
 - today
 - sunny
 - chase
- Which sentence uses us correctly?
 - Sam played in the snow with we.
 - May we play in the snow?
- Which sentence uses us correctly?
 - His bike splashed us.
 - Us and Kim splashed in the rain.

5. Write the sentence correctly.
we had to wait until the rane went aways to play
We had to wait until the rain went away to play.

Ask someone to test you on the spelling words.

- _____
- _____
- _____
- _____
- _____
- _____
- _____
- _____
- _____
- _____

©2005 by Evan-Moor Corp. • EMC 4338 • Spell & Write ASSESSMENT 5 52

Time for School

It was a school day. My dog Rex shook the covers to wake me up. I ate a good breakfast. I took the bus to school. Soon I got off the bus. Something was different. My school looked like an old-time school. It was like the little red schoolhouse I had read about in a book. The kids were all dressed funny, too. The teacher looked at me without a smile. She asked for my work. Oh, no! Did I forget my best book report at home? Just then I heard Mom say, "Wake up, it's time for school." I had only been dreaming.

Find It! Read the spelling words. Check off the words you can find in the story.

<input checked="" type="checkbox"/> good	<input checked="" type="checkbox"/> book	<input checked="" type="checkbox"/> took	<input checked="" type="checkbox"/> shook	<input checked="" type="checkbox"/> school
<input checked="" type="checkbox"/> soon	<input checked="" type="checkbox"/> too	<input checked="" type="checkbox"/> read	<input checked="" type="checkbox"/> best	<input checked="" type="checkbox"/> work

How many spelling words did you find? 9

©2005 by Evan-Moor Corp. • EMC 4538 • Spell & Write UNIT 6 53

Sound Search

Skills: Auditory Discrimination of Words with **ee**

Cut out the word cards. Read the words. Glue them in the correct boxes.

Sound of oo in room	Sound of oo in foot
school	good
shoot	wood
soon	book
too	hook
boom	look
pool	took
zoo	shook
noon	cook

good | book | too | shook
wood | shoot | look | pool
school | soon | took | zoo
noon | hook | boom | cook

©2005 by Evan-Moor Corp. • EMC 4538 • Spell & Write UNIT 6 55

Hidden Words

Skills: Spelling Words with **ee**; Spelling Theme Vocabulary; Visual Discrimination; Writing a Complete Sentence

Circle the spelling word in each bigger word. Write the spelling word on the line.

1. notebook	book
2. <u>oo</u> s	too
3. <u>oo</u> dbye	good
4. <u>oo</u> soon	soon
5. <u>oo</u> k	took
6. <u>oo</u> rk	work
7. <u>oo</u> st	best
8. <u>oo</u> der	read
9. <u>oo</u> cher	school
10. <u>oo</u> up	shook

Write a sentence using the words **took** and **book**.
Answers will vary.

©2005 by Evan-Moor Corp. • EMC 4538 • Spell & Write UNIT 6 56

At the Start

Skills: Capitalizing the First Word in a Sentence

A sentence begins with a capital letter.
School will start again soon.

Rewrite each sentence. Use a capital letter.

- our school has a book trade day.
Our school has a book trade day.
- bring in an old book.
Bring in an old book.
- you can trade your book.
You can trade your book.
- you can get a good book.
You can get a good book.
- then you can read it.
Then you can read it.
- read it to a friend.
Read it to a friend.

©2005 by Evan-Moor Corp. • EMC 4538 • Spell & Write UNIT 6 57

Punctuation

Skills: Using Ending Punctuation

A sentence needs ending punctuation.

- A telling sentence ends with a period. (.)
- An asking sentence ends with a question mark. (?)
- A sentence that shows strong feeling ends with an exclamation point. (!)

I go to Red Hill School.
What school do you go to?
That's my school, too!

Write the correct punctuation mark at the end of each sentence.

- How do you get to school? ?
- Some kids walk to school. .
- Some ride in a car. .
- Do you take the bus? ?
- A horse would be fun. or !
- Could you take a boat? ?
- Some kids do. or !
- How about a bike? ?
- We could ride fast. or !
- Hurry, don't be late! !

©2005 by Evan-Moor Corp. • EMC 4538 • Spell & Write UNIT 6 58

They or Them?

Skills: Using Pronouns They and Them; Writing Complete Sentences

Use **they** when several people do something.
Use **them** when something happens to several people.

They worked on their book reports.
The teacher helped **them**.

Rewrite the sentences. Use **they** or **them** in place of the underlined names.

- Kyle and Ben are in my class.
They are in my class.
- I like to work with Jessica and Mei.
I like to work with them.
- Did Shelby and Kate read the same book?
Did they read the same book?
- Robert and Jose are best friends.
They are best friends.
- I read my book to Sara and Steve.
I read my book to them.
- Let's read Marco and Lin another book.
Let's read them another book.

©2005 by Evan-Moor Corp. • EMC 4538 • Spell & Write UNIT 6 59

My School

Skills: Writing Complete Sentences

Write complete sentences to answer the questions. Begin each sentence with a capital letter. End it with a punctuation mark.

- What is the name of your school?
Answers will vary.
- Where is your school?

- What is the best thing about your school?

- What would you change about your school?

Draw a picture of your school.

©2005 by Evan-Moor Corp. • EMC 4538 • Spell & Write UNIT 6 60

My Learning Log

Skills: Writing a Personal Narrative

What do you like to learn best in school? Is it reading, writing, or spelling? Is it math, music, science, or something else? Write about it. Tell why you like it. Tell about one thing you have learned. Use some of your spelling words.

good	book	look	shook	school
soon	too	read	best	work

Answers will vary.

Check Your Story

- I began each sentence with a capital letter.
- I used a period, question mark, or exclamation point at the end of each sentence.

©2005 by Evan-Moor Corp. • EMC 4538 • Spell & Write UNIT 6 61

Time for School

Skills: Multiple Choice

Find the correct answer. Fill in the circle.

- Which sentence is correct?
 - I think school is fun.
 - we work at school.
 - They had a good time.
- Read the sentence. Choose the correct punctuation mark.
Hooray, our team won _____
 - period (.)
 - question mark (?)
 - exclamation point (!)
- Read the sentence. Choose the correct punctuation mark.
Who is your teacher _____
 - period (.)
 - question mark (?)
 - exclamation point (!)
- Choose the correct word to complete the sentence.
_____ took the bus home.
 - They
 - Them
 - Us

5. Write the sentence correctly.
They took a good book to read at school.
They took a good book to read at school.


My Spelling Test

Ask someone to test you on the spelling words.

- _____
- _____
- _____
- _____
- _____
- _____
- _____
- _____
- _____
- _____

©2005 by Evan-Moor Corp. • EMC 4538 • Spell & Write ASSESSMENT 6 62

Class Show



Our class is having a show. Do you know the story about the Three Billy Goats Gruff? They wanted to cross the bridge to eat some grass. I am playing the biggest Billy Goat. The mean troll is no match for me! He jumps off the bridge with a shout. Then the Three Billy Goats Gruff are safe to cross the bridge. We go trip-trap, trip-trap!

We made hats to wear in the show. I had to learn my part. So I read it over and over. Now I know all the words. The show will start when everyone sits down. When the show ends, the players will stand in a row. We will all take a bow. I hope you will like our show.

Find It! Read the spelling words. Check off the words you can find in the story.

<input checked="" type="checkbox"/> now	<input checked="" type="checkbox"/> down	<input checked="" type="checkbox"/> shout	<input checked="" type="checkbox"/> about	<input checked="" type="checkbox"/> our
<input checked="" type="checkbox"/> house	<input checked="" type="checkbox"/> show	<input checked="" type="checkbox"/> row	<input checked="" type="checkbox"/> part	<input checked="" type="checkbox"/> start

How many spelling words did you find? 9

©2005 by Evan-Moor Corp. • EMC 4538 • Spell & Write UNIT 7 63

Search for Sounds


Read each word. Listen to the sound of **ow**. Then write the word under the correct heading.

show	now	how	row	down	blow
------	-----	-----	-----	------	------

Sound of ow in cow	Sound of ow in slow
<u>now</u>	<u>show</u>
<u>how</u>	<u>row</u>
<u>down</u>	<u>blow</u>

Write a spelling word to finish each sentence.

- The show will start at two o'clock.
- It is about the "Three Little Pigs."
- One little pig made a brick house.
- I hope you like our show.



©2005 by Evan-Moor Corp. • EMC 4538 • Spell & Write UNIT 7 65

Word Study

Write the letter pairs to finish the spelling words.

ou	ow	or
----	----	----

- n_ ow
- h_ ow _se
- _ ow _r
- ab_ ow _r
- d_ ow _n
- r_ ow
- p_ ow _r
- sh_ ow _r
- st_ ow _r
- sh_ ow

Cross out the misspelled word in each pair.

1. down	down	6. house	house
2. shout	shout	7. now now	
3. about about		8. part	part
4. start start		9. show show	
5. row row		10. our our	

©2005 by Evan-Moor Corp. • EMC 4538 • Spell & Write UNIT 7 66


Noting Names

The names of people, pets, and specific places and things begin with capital letters.

Will Ann go see the pets on parade?
Her dog Harry is in the show.
It is at Pine Park.

Circle the names that need capital letters.

- ook park school will have a play.
- The play is called spring sounds.
- We will sing a song about froggy.
- He asks miss mousie to marry him.
- The song says she has to ask uncle rat.
- My sister tam helps me practice.
- My dog pepper likes to sing with us.
- pepper likes the song about froggy.




©2005 by Evan-Moor Corp. • EMC 4538 • Spell & Write UNIT 7 67

Capital I

Use a capital letter for the word that names yourself—I.

Hanna and I like to dance.



Rewrite each sentence correctly. Watch for the word I.

- You clap and I sing.
You clap and I sing.
- I dance and you swing.
I dance and you swing.
- You hop and I tap.
You hop and I tap.
- I jump and you rap.
I jump and you rap.
- You and I sing high and low.
You and I sing high and low.
- You and I put on a show.
You and I put on a show.

©2005 by Evan-Moor Corp. • EMC 4538 • Spell & Write UNIT 7 68

You're Invited

The greeting and closing in a letter begin with a capital letter.


Dear Miss Mousie,
Will you marry me?
Love,
Froggy

Circle the words that need a capital letter.

Dear Room 12,
our class is having a play. We hope you can come to see it on Wednesday after lunch.
your friends,
Room 12

Dear Mom and Dad,
We are having a show. please come to school on Friday at two o'clock.
love,
Adam

Dear Grandma,
Can you come to my school on thursday?
We are having a puppet show at one o'clock.
yours truly,
Stephanie



©2005 by Evan-Moor Corp. • EMC 4538 • Spell & Write UNIT 7 69

Come to Our Show


Your class is having a music show. Write a letter to invite someone to the show. Use some of your spelling words.

now	down	shout	about	our	start
house	show	row	part		

Answers will vary.

Check Your Story


- I used capital letters in the greeting and closing.
- I used capital letters to begin names.



©2005 by Evan-Moor Corp. • EMC 4538 • Spell & Write UNIT 7 70

The Players

Your class is putting on a play about Little Red Riding Hood. Write a sentence to tell about the part each child will play. Use a capital letter for each name.



Emma Little Red Riding Hood	Gabe Woodsmen	Ana Big Bad Wolf
--------------------------------	------------------	---------------------

- Answers will vary.
-
-

©2005 by Evan-Moor Corp. • EMC 4538 • Spell & Write UNIT 7 71

SKILLS Class Show

Find the correct answer. Fill in the circle.

- Which sentence has the correct capital letters?
 - We know a song about Froggy.
 - Who is miss mouse?
- Which sentence is correct?
 - Can I be the wolf in your play?
 - You and I can be in the show.
- Which closing has the correct capital letter?
 - yours truly,
 - Your friend,
 - love,
- Which group of words needs capital letters?
 - little red riding hood
 - school play
 - making puppets

Write the sentence correctly.

i have to start learning my parts for ow show
I have to start learning my part for our show.


My Spelling Test

Ask someone to test you on the spelling words.

- _____
- _____
- _____
- _____
- _____
- _____
- _____
- _____
- _____
- _____

©2005 by Evan-Moor Corp. • EMC 4538 • Spell & Write ASSESSMENT 7 72

Space Ride



What if we flew into space? Put on your space suit. Five . . . four . . . three . . . two . . . one . . . liftoff! We are flying above the planet Earth. Did you remember to bring food, air, and water? Our first stop is the moon. From here, the Earth looks like a big blue stone. You can see land. You can see lots of water. We can't stay, so get ready for liftoff again. The sun is very far away. It looks like a big orange. It is very hot. Our rocket cannot stand the heat. Let's turn here. Off we go into the Milky Way. Who knows? We may find a new star!

Find It! Read the spelling words. Check off the words you can find in the story.

<input checked="" type="checkbox"/> stand	<input checked="" type="checkbox"/> star	<input checked="" type="checkbox"/> stone	<input checked="" type="checkbox"/> flew	<input checked="" type="checkbox"/> new
<input checked="" type="checkbox"/> ring	<input checked="" type="checkbox"/> bring	<input checked="" type="checkbox"/> moon	<input checked="" type="checkbox"/> sun	<input checked="" type="checkbox"/> off

How many spelling words did you find? 9


©2005 by Evan-Moor Corp. • EMC 4538 • Spell & Write UNIT 8 73

Out in Space

stand	star	stone	flew	new
ring	bring	moon	sun	off

Read each clue. Write the spelling word.

- rhymes with **band** stand
- a rock stone
- begins with r ring
- not on off
- rhymes with **soon** moon
- begins with **br** bring
- rhymes with **fun** sun
- not old new
- begins like **fly** flew
- rhymes with **jar** star



©2005 by Evan-Moor Corp. • EMC 4538 • Spell & Write UNIT 8 75

Space Puzzles

Fill in the boxes with the spelling words.

stand	star	stone	flew	new
ring	bring	moon	sun	off

- bring
- moon
- stone
- sun
- new
- ring
- star
- off
- flew
- stand

Circle the spelling word in each bigger word.

standing starright bringstone offr
ring ringg bringstone offr
ring ringg bringstone offr

©2005 by Evan-Moor Corp. • EMC 4538 • Spell & Write UNIT 8 76

Name the Noun

A noun is a word that names a person, place, or thing.

woman—person
Mars—place
rock—thing

Write each noun under the correct heading.

stone	space	girl	ring	boy
moon	worker	rocket	Earth	

Person	Place	Thing
<u>girl</u>	<u>moon</u>	<u>stone</u>
<u>worker</u>	<u>space</u>	<u>rocket</u>
<u>boy</u>	<u>Earth</u>	<u>ring</u>

Write a noun in each blank.

Answers will vary.

- The _____ went to _____.
- Then the _____ saw the _____.


©2005 by Evan-Moor Corp. • EMC 4538 • Spell & Write UNIT 8 77

Picking Pronouns

Some words take the place of names (nouns). These words are called pronouns.

she her he him it we us they them

Sandy and Tim rode the rocket.
They flew it to the moon.



Rewrite each sentence. Use a pronoun to replace the word or words in color.

- The sun gives us light.
It gives us light.
- Matt flew his rocket.
He flew his rocket.
- Darius and I saw the moon.
We saw the moon.
- Carol learned about stars.
She learned about stars.
- I want to see the rocket.
I want to see it.
- Bring the stone to Ali and Sam.
Bring the stone to them.

©2005 by Evan-Moor Corp. • EMC 4538 • Spell & Write UNIT 8 78

Commas in Sentences

Commas are used to separate things in a list.

I would like to visit the sun, the moon, and Mars.

Write a sentence using each word list. Use commas to separate the items.

- Tell what Anna likes to read about.
Answers will vary. moon, rockets, stars
- Tell what Tom likes to look at.
stones, stars, books
- Tell what things are hot.
sun, stars, fire

©2005 by Evan-Moor Corp. • EMC 4538 • Spell & Write UNIT 8 79

Here We Go!

You are going to take a trip into space. What will you pack to take with you? What things will make you feel at home? Make a list.

- Answers will vary.
- _____
- _____
- _____
- _____
- _____
- _____
- _____
- _____
- _____
- _____

Write a sentence that tells three things you will bring with you. Use commas in your sentence.

©2005 by Evan-Moor Corp. • EMC 4538 • Spell & Write UNIT 8 80

Visit from Space

Write an ending for the story. Use some of your spelling words.

stand	star	stone	flew
ring	bring	moon	sun
			new
			off

I woke up one night and looked out the window. The sky was full of stars. The moon was bright. Just then, a ship from space flew into the yard. It landed without a sound. The door of the ship opened.

Answers will vary.

Check Your Story

I wrote complete sentences.
 I checked my spelling.

©2005 by Evan-Moor Corp. • EMC 4538 • Spell & Write UNIT 8 81

Space Ride

Find the correct answer. Fill in the circle.

- Which word is a noun?
 flew
 off
 moon
- Which word is a noun?
 new
 star
 bring
- Which pronoun can replace the words in bold?
Jose and I read about stars.
 They
 We
 Them
- Which sentence uses commas correctly?
 I like to draw the sky, stars, and moon.
 We have books about rockets jets, and planes.
 Where are the books, about the Earth sun and, stars?

Write the sentence correctly.

a noo rocket floo to the moone to breeing a stoan back to Earth
A new rocket flew to the moon to bring a stone back to Earth.


My Spelling Test

Ask someone to test you on the spelling words.

- _____
- _____
- _____
- _____
- _____
- _____
- _____
- _____
- _____
- _____

©2005 by Evan-Moor Corp. • EMC 4538 • Spell & Write ASSESSMENT 8 82

All Aboard!



Have you ever taken a train ride? My dad and I rode the train into the city. Dad said it was Kids' Day at the place where he works. He rides the train to work every day. We took the number nine. It is a fast train. Some trains make a stop along the way. But the number nine does not. First, we passed by houses and trees. Then, we saw the big buildings of the city. My dad works in one of those buildings. The train stopped at the station. We walked from there to Dad's work. It was fun to go to work with Dad. I met lots of nice people. The train trip was fun, too.

Find It! Read the spelling words. Check off the words you can find in the story.

<input checked="" type="checkbox"/> trip	<input checked="" type="checkbox"/> trees	<input checked="" type="checkbox"/> train	<input checked="" type="checkbox"/> stop	<input checked="" type="checkbox"/> stopped
<input checked="" type="checkbox"/> number	<input checked="" type="checkbox"/> say	<input checked="" type="checkbox"/> said	<input checked="" type="checkbox"/> ride	<input checked="" type="checkbox"/> fast

How many spelling words did you find? 9

©2005 by Evan-Moor Corp. • EMC 4538 • Spell & Write UNIT 9 83


Rhyme Time

Draw a line to match the words that rhyme.

trip	fast	trees	day
ride	slide	say	mop
brain	red	stopped	bees
past	flip	lumber	popped
said	stain	stop	number

Fill in the missing letters: st tr

- You are a fo st runner.
- I know how to st op my bike.
- Park your bike under the tr ee.
- The cars st opped at the light.
- Look, a tr ain is going by.
- We are taking a plane tr ip.



©2005 by Evan-Moor Corp. • EMC 4538 • Spell & Write UNIT 9 85

Double It!

Make new words. Double the consonant. Then add ed. This verb tells what already happened.

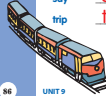
pop (what is happening)
pop + p + ed = popped (what already happened)

- stop stopped
- trip tripped
- slip slipped
- rub rubbed
- trot trotted

Write each group of words in alphabetical order.

stopped	number	train	ride
number	stopped	ride	said
trees	trees	said	train

fast	fast	stop	ride
say	say	trees	stop
trip	trip	ride	trees



©2005 by Evan-Moor Corp. • EMC 4538 • Spell & Write UNIT 9 86

Train Trip

The greeting and closing in a letter begin with a capital letter.

Dear Uncle John,
We are coming to see you on the Fourth of July. Will you meet us at the train station?
Love,
Owen and Mattie

Circle the words that need a capital letter.

Dear Owen and Mattie.
I am glad you are coming. I will meet you at the train station.
Under John.

Dear Mattie,
How was your trip? Did you take the train? What did you and Owen like best? Please write back.
Your friend,
Sally

Dear Sally,
We had so much fun. Uncle John took us on a river ride! Owen and I got very wet.
Yours truly,
Mattie

©2005 by Evan-Moor Corp. • EMC 4538 • Spell & Write UNIT 9 87

Car Ride

Commas are used after the salutation (greeting) and closing in a letter.


Dear Uncle John,
Thank you for a fun time. We liked the river trip very much. It was wet and wild!
Love,
Owen and Mattie

Write the commas where they belong.

Dear Sally,
Did you have fun on your car trip? Where did you go? I hope you will tell me about it.
Your pal,
Owen

Dear Owen,
Our car trip was fun. We went to the desert. We saw red rocks. We went camping, too.
Your friend,
Sally

Dear Sally,
Thank you for the postcard. The red rocks are so pretty. I am glad you had fun.
Love,
Ms. May



©2005 by Evan-Moor Corp. • EMC 4538 • Spell & Write UNIT 9 88

Pronoun Puzzler

Some words take the place of names (nouns). These words are called pronouns.


she her he him it we us they them
Ben and I took a boat ride.
The boat brought us home.

Read the sentences. Circle the pronoun. Then draw a line from each pronoun to the noun it replaced.

My family is taking a trip. We will go on a ship. The captain says hello. He shakes my hand.

The ship is very big. It has two pools. Mom likes to swim. She is in the pool.


The ship sails on the ocean. It is all around the ship.



©2005 by Evan-Moor Corp. • EMC 4538 • Spell & Write UNIT 9 89

Away We Go!

Think about a trip you would like to take. Where would you go? How would you get there? What would you see? Make a postcard of your trip. Draw a picture for the front. Write a note about your trip on the back.



Answers will vary.

©2005 by Evan-Moor Corp. • EMC 4538 • Spell & Write UNIT 9 90

Magic Train

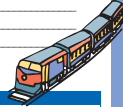
One day, you got on a magic train. Where did you go? Write a letter to a friend about your trip. Use capital letters and commas in the greeting and closing. Use as many spelling words as you can.

trip	trees	train	stop	stopped
number	say	said	ride	fast

Answers will vary.

Check Your Story

- I used a capital letter in the greeting and closing.
- I used a comma after the greeting and closing.
- I checked my spelling words.



©2005 by Evan-Moor Corp. • EMC 4538 • Spell & Write UNIT 9 91

SKILLS All Aboard!

Find the correct answer. Fill in the circle.

- Which pronoun should replace the words in bold?

Will you ride in the boat with Marina and me?

 we
 they
 us
- Which greeting has the correct comma?

Dear, Jose
 Dear Ms. Brown
 Dear Tina.

 Dear, Jose
 Dear Ms. Brown
 Dear Tina.
- Which closing has the correct capital letter?

Yours truly,
 sincerely,
 your friend,

 Yours truly,
 sincerely,
 your friend.
- Where do you use a greeting and a closing?

in a story
 in a letter
 in a poem

5. Write the sentence correctly.

what is the number of the train you ride home
What is the number of the train you ride home?

My Spelling Test

Ask someone to test you on the spelling words.

- _____
- _____
- _____
- _____
- _____
- _____
- _____
- _____
- _____
- _____


©2005 by Evan-Moor Corp. • EMC 4538 • Spell & Write UNIT 9 92

The Birthday Party

A birthday party is so much fun! Friends come to the party. They bring presents for the birthday child. They sing the "Happy Birthday" song. Everyone plays games.

There are always good things to eat. The best part is the birthday cake. The birthday child makes a wish and blows out the candles. The wish is supposed to come true if you blow them all out. The cake is cut, and everyone has a big piece. Will there be ice cream, too? Yum!

After the party, the birthday child thanks everyone for coming and for the presents. What a great day!



Find It! Read the spelling words. Check off the words you can find in the story.

<input checked="" type="checkbox"/> cake	<input checked="" type="checkbox"/> makes	<input checked="" type="checkbox"/> come	<input checked="" type="checkbox"/> games	<input checked="" type="checkbox"/> sing
<input checked="" type="checkbox"/> bring	<input checked="" type="checkbox"/> presents	<input checked="" type="checkbox"/> candles	<input checked="" type="checkbox"/> party	<input checked="" type="checkbox"/> birthday

How many spelling words did you find? 9

©2005 by Evan-Moor Corp. • EMC 4538 • Spell & Write UNIT 10 93

Word Puzzles

Fill in the boxes with the spelling words.

bring	presents	candles	party
makes	came	games	sing

- makes
- sing
- games
- candles
- party
- presents
- came
- bring

Make word families. Write the words from the word box in the correct box below. Add more words if you can.

rake	ring	same
cake	bring	games
make	sing	came

bring game
came cake
make sing

©2005 by Evan-Moor Corp. • EMC 4538 • Spell & Write UNIT 10 95

What's Missing?

Fill in the missing spelling words.


cake	makes	came	games	sing
bring	presents	candles	party	birthday

- Kim was six years old on her birthday.
- Father made a big chocolate cake for Kim's party.
- How many guests came to the party?
- They played games in the backyard.
- Let's all sing "Happy Birthday."
- Did they bring presents for the birthday girl?

Write a sentence using each of these spelling words. Begin with a capital letter. End with correct punctuation.

7. bring Answers will vary.

8. candles



©2005 by Evan-Moor Corp. • EMC 4538 • Spell & Write UNIT 10 96

Capitals Needed

Sentences begin with a capital letter.

The school bus stops in front of my house.

Names of people and pets begin with a capital letter.


Manual has a cat named Fluffy.

Circle the words that should begin with a capital letter. The first one has been done for you.

- today was Kim's birthday.
- she had a party.
- Mike, Jill, and Tammy came to the party.
- the friends played games.
- mom gave kim's dog.
- she named her new dog peewee.
- Jill and Tammy gave her a book about Cinderella.
- Mike gave kim a big red ball.
- everybody had fun at kim's party.

Write a sentence about you and your friends. Use capital letters.

Answers will vary.



©2005 by Evan-Moor Corp. • EMC 4538 • Spell & Write UNIT 10 97

Make Your Mark

Use correct punctuation marks at the ends of sentences.

- ✓ A telling sentence ends with a period. (.)
- ✓ An asking sentence ends with a question mark. (?)
- ✓ A sentence that shows strong feeling ends with an exclamation point. (!)

Write the correct punctuation at the end of each sentence.

- May I have a birthday party? ?
- Who do you want to invite? ?
- Let's play games and eat in the backyard. !
- Dad will cook hot dogs on the grill. !
- Don't touch that hot grill! !
- Are you ready to eat ice cream and cake? ?
- Don't drop the birthday cake! !
- Thank you for my presents. !

Write a telling sentence.


9. Answers will vary.

Write an asking sentence.

10. _____

Write a sentence that shows strong feeling.

11. _____



©2005 by Evan-Moor Corp. • EMC 4538 • Spell & Write UNIT 10 98

1, 2, and 3

Use a comma (,) between words in a series.


Carlos had a hot dog, chips, and milk for lunch.

Place commas where they are needed.

- Mother got red green and yellow balloons for the party.
- Jess asked Tom, Joy, and Kelly to his birthday party.
- Is the party on Friday, Saturday, or Sunday?
- Did Jess have six, seven, or eight candles on his cake?
- Do you want chocolate, vanilla, or strawberry ice cream with your cake?
- I decorated the present with blue ribbon, a white bow, and a gold star.
- Jess got a bike, a football, and a game for his birthday.

Write a sentence about a birthday party that lists three things in a series.

Answers will vary.



©2005 by Evan-Moor Corp. • EMC 4538 • Spell & Write UNIT 10 99

Birthday Questionnaire

Your parents are planning a birthday party for you. Here are some questions they would like you to answer. Write your answers in complete sentences.


- Where do you want to have your birthday party?
Answers will vary.
- Who do you want to invite to your party?

- What do you want to eat at your party?

- What games do you want to play at your party?

- How many candles should be on your birthday cake?

- What presents would you like for your birthday?



©2005 by Evan-Moor Corp. • EMC 4538 • Spell & Write UNIT 10 100

A Funny Birthday Party

Write a story about a birthday party for a pet dog named Sam. Use as many spelling words as you can.

cake	makes	came	games	sing
bring	presents	candles	party	birthday

Answers will vary.

Check Your Story

- I wrote complete sentences.
- I used capital letters where they were needed.
- I used correct punctuation marks.

©2005 by Evan-Moor Corp. • EMC 4538 • Spell & Write UNIT 10 101

Skills: The Birthday Party

Find the correct answer. Fill in the circle.

- Which punctuation mark goes at the end of the sentence?
How many children came to the birthday party. _____
 period (.)
 question mark (?)
 exclamation point (!)
- Which punctuation mark goes at the end of the sentence?
That was the best chocolate cake I've ever had. _____
 period (.)
 question mark (?)
 exclamation point (!)
- Which group of words should begin with a capital letter?
 a birthday present.
 they played games at the party.
 eating birthday cake.
- Where should the commas go in this sentence?
Jill, Mike, and Tammy came to the party.
 Jill, Mike, and Tammy
 Jill Mike, and Tammy
 Jill, Mike and Tammy

Write the sentence correctly.

Did Sam bring a present to my birthday party?
 Did Sam bring a present to my birthday party?

My Spelling Test


Ask someone to test you on the spelling words.

- _____
- _____
- _____
- _____
- _____
- _____
- _____
- _____
- _____
- _____

©2005 by Evan-Moor Corp. • EMC 4538 • Spell & Write ASSESSMENT 10 102

Bunny Puppets

We had fun in art class today. Mrs. Green showed us how to make something new. We made bunny puppets! Here's how to make the puppet. First, paint a stick. Then cut two paper circles. One circle is the head, and one is the body. You could use any color paper you wish. My bunny is brown. Glue the circles to the stick. Then draw two round eyes. Draw a triangle nose. Then make two long ears. Glue them onto the bunny. Put a ball of cotton on the back for a tail. Now, give your bunny a name. I named my bunny Floppy. I can make Floppy hop around.



Find It! Read the spelling words. Check off the words you can find in the story.

<input checked="" type="checkbox"/> could	<input checked="" type="checkbox"/> would	<input checked="" type="checkbox"/> found	<input checked="" type="checkbox"/> round	<input checked="" type="checkbox"/> around
<input checked="" type="checkbox"/> something	<input checked="" type="checkbox"/> brown	<input checked="" type="checkbox"/> green	<input checked="" type="checkbox"/> draw	<input checked="" type="checkbox"/> paint


How many spelling words did you find? 8

©2005 by Evan-Moor Corp. • EMC 4538 • Spell & Write UNIT 11 103

Unscramble and Spell

Read each sentence. Unscramble the spelling word. Write it on the line.

1. ouCid I use your colored pens? Could
2. I ndouf a box of crayons. found
3. Will you wodr me a picture? draw
4. What loudw you like to draw? would
5. Next time we can pnai. paint
6. Do you have wnbpr paint? brown
7. No, but I have reneg. green
8. I'll draw a druno ball. round



Skills: Spelling Words with **ou**
Spelling Theme: Vocabulary
Visual Memory
Writing: Complete Sentences

©2005 by Evan-Moor Corp. • EMC 4538 • Spell & Write UNIT 11 105

ABC Order

Write the spelling words in alphabetical order.

green	brown	around	round	draw
paint	could	found	would	something

1. around
2. brown
3. could
4. draw
5. found
6. green
7. paint
8. round
9. something
10. would

Use the words draw and something in a sentence.
Answers will vary.

Use the words paint and green in a sentence.

Skills: Spelling Words with **ee**
Spelling Theme: Vocabulary
Visual Memory: Alphabetical Order
Writing: Complete Sentences

A B C D E F G H I J K L

106 UNIT 11 Spell & Write • EMC 4538 • ©2005 by Evan-Moor Corp.


Color Splash!

A sentence needs ending punctuation.

- A **telling sentence** ends with a period. (.)
- An **asking sentence** ends with a question mark. (?)
- A **sentence that shows strong feeling** ends with an exclamation point. (!)

Read the story.

Do you like to paint? Tanya loves to paint. Give her a big piece of paper. She will make something with many colors. Splash! Red goes on first. Splat! Next are blue and green. Sploosh! Now, here is some purple and yellow. What do you see? It's a rainbow!



1. Write a telling sentence from the story.
Answers will vary.
2. Write an asking sentence from the story.
Do you like to paint? or
What do you see?
3. Write three words from the story that show strong feeling.
Splash! Splat! Sploosh!

Skills: Writing Complete Sentences
Identifying and Using Correct Ending Punctuation

©2005 by Evan-Moor Corp. • EMC 4538 • Spell & Write UNIT 11 107

Mixed-up Adjectives

Some words describe nouns. These are called **adjectives**.

slimy snakes green eggs bright colors


Finish this silly story. Write an adjective in each sentence. You can even think of your own! Then read your silly story to someone.

brown	round	red	new
tiny	fuzzy	green	funny

Answers will vary.

My brother likes to draw _____ dragons.
He doesn't draw _____ ones. The dragons have _____ eyes. They have _____ tails. Some wear _____ hats. Some of the dragons eat _____ ice cream. The dragons sing _____ songs. They live in _____ houses.

Draw a silly picture to go with your story.



Skills: Using Adjectives

108 UNIT 11 Spell & Write • EMC 4538 • ©2005 by Evan-Moor Corp.

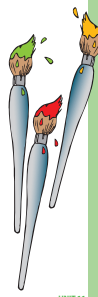
Artist's Things

An **apostrophe (')** is used to show who owns something.

This paint set belongs to Ally.
Ally's paint set is open.

Read the sentences. Write in the missing word to show who owns something. Use **'s**.

1. Ms. Brown is the art teacher.
We are in Ms. Brown's class.
2. Tamika made a clay dish.
Tamika's dish is pretty.
3. Luke made a mask.
Luke's mask looks like a lion.
4. Rose put her painting outside.
Rose's painting is still wet.
5. Kyle can draw a rocket.
Did you see Kyle's rocket?
6. Jarvis makes animals with clay.
Look at Jarvis's clay animals.




Skills: Using Apostrophes to Show Possession

©2005 by Evan-Moor Corp. • EMC 4538 • Spell & Write UNIT 11 109

Picture

[your name + 's]

Draw a picture of yourself. Then write about it below.



I wear _____
My hair _____ My eyes _____

Write three adjectives that tell about you.
Answers will vary.

Skills: Writing a Description
Using Adjectives

110 UNIT 11 Spell & Write • EMC 4538 • ©2005 by Evan-Moor Corp.

Art Talks

Finish the story. Use some of your spelling words.

could	would	found	round	around
something	brown	green	draw	paint

One day, our teacher took us to see some paintings. I got a big surprise. One painting was of a smiling lady. When I walked by the lady, she said something to me!

Answers will vary.

Check Your Story

- I wrote complete sentences.
- I used correct ending punctuation.
- I checked my spelling.

Skills: Writing a Caption: Ending to a Story

©2005 by Evan-Moor Corp. • EMC 4538 • Spell & Write UNIT 11 111

Bunny Puppets

Find the correct answer. Fill in the circle.

1. Which sentence has the correct ending punctuation?
 - I like to paint?
 - How did you draw that.
 - Did you use a red crayon?
2. Which sentence has the correct ending punctuation?
 - Don't spill the paint!
 - Where are the brushes.
 - I like your picture?
3. Which word is an adjective?
 - picture
 - green
 - draw
4. Which word describes the underlined word? I made a round disk in art class.
 - class
 - made
 - round
5. Write the sentence correctly.
may I pante green flowers around Amys drawing
May I paint green flowers around
Amys's drawing?

My Spelling Test

Ask someone to test you on the spelling words.

1. _____
2. _____
3. _____
4. _____
5. _____
6. _____
7. _____
8. _____
9. _____
10. _____

Skills: Writing a Caption: Ending to a Story

112 ASSESSMENT 11 Spell & Write • EMC 4538 • ©2005 by Evan-Moor Corp.

In the Garden



This summer, I have a job. I help my neighbor with her garden. Her name is Mrs. Gomez. Her garden is in pots. The pots are very pretty. Many of them have flowers that bloom. Some of the pots have vegetable plants. I have never planted anything before. Mrs. Gomez gave me a pot with some soil. She helped me plant each seed. I gave them water every day. My plants grew and grew. Now they are tall and green. They have pretty blooms, too. Someday I will have my own garden.

Find It! Read the spelling words. Check off the words you can find in the story.

they their many any anything



water bloom soil plant seed

How many spelling words did you find? 8

©2005 by Evan-Moor Corp. • EMC 4538 • Spell & Write **UNIT 12** **113**

See and Spell


Practice your spelling words. Write the missing letters.

they t_h_e_y t_h_e_y t_h_e_y	their t_h_e_i_r t_h_e_i_r t_h_e_i_r	many m_a_n_y m_a_n_y m_a_n_y
any a_n_y a_n_y a_n_y		anything a_n_y_t_h_i_n_g a_n_y_t_h_i_n_g a_n_y_t_h_i_n_g
water w_a_t_e_r w_a_t_e_r w_a_t_e_r	bloom b_l_o_o_m b_l_o_o_m b_l_o_o_m	soil s_o_i_l s_o_i_l s_o_i_l
plant p_l_a_n_t p_l_a_n_t p_l_a_n_t	seed s_e_e_d s_e_e_d s_e_e_d	

Skills: Spelling Words with th and any; Spelling Theme Vocabulary; Visual Memory

©2005 by Evan-Moor Corp. • EMC 4538 • Spell & Write **UNIT 12** **115**

Growing Words



Skills: Spelling Words with th and any; Spelling Theme Vocabulary; Visual Memory and Discrimination

Choose the correct spelling. Write it on the line.

- Let's plant/plant a garden. plant
- You must water/water it every day. water
- Do you have en/any seeds? any
- This soil/sole will grow good plants. soil
- How men/many seeds do you want? many
- Look at these flowers bloom/blume. bloom

Circle each spelling word.

soil plant soil bloom any water anything man they anything man many seeds any the water soil bloom plant bloom anything man they soil water in their

©2005 by Evan-Moor Corp. • EMC 4538 • Spell & Write **UNIT 12** **116**

Days, Months, and Holidays

The names of days of the week, months of the year, and holidays begin with capital letters.

Monday, September 6 is Labor Day.

Write the day, month, or holiday that needs a capital letter.

- We planted our garden on mother's day. Mother's Day
- On saturday we picked weeds. Saturday
- It is my turn to water on wednesday. Wednesday
- Here is a green flower for st. patrick's day. St. Patrick's Day
- Flowers bloom in june. June
- We gave Grandma some roses on sunday. Sunday
- In october we will pick pumpkins. October
- Mom makes pumpkin pie for thanksgiving. Thanksgiving

Skills: Capitalizing Days of the Week, Months of the Year, and Holidays

©2005 by Evan-Moor Corp. • EMC 4538 • Spell & Write **UNIT 12** **117**

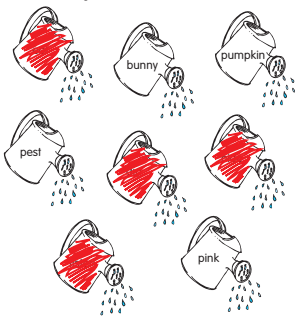
Search for Verbs

Verbs are words that tell what is happening or has already happened. They name an action.

They grow cactuses in their garden. (what is happening)

Last year, we grew watermelons. (what already happened)

Color each watering can that names a verb.



Skills: Identifying Verbs

©2005 by Evan-Moor Corp. • EMC 4538 • Spell & Write **UNIT 12** **118**

Commas Here and There

Commas are used in dates.

August 7, 2005

Look at a calendar. Write the date for each holiday this year. Put a comma in the date.

Valentine's Day Answers will vary.

Mother's Day _____

Memorial Day _____

Father's Day _____

Labor Day _____

St. Patrick's Day _____

Commas are used in addresses.

Salem, Oregon

Write each address. Write a comma between the name of the city and the state or country.

Paris France Paris, France

Detroit Michigan Detroit, Michigan

Tampa Florida Tampa, Florida

Toronto Ontario Toronto, Ontario

Dallas Texas Dallas, Texas

Venice Italy Venice, Italy

Skills: Using Commas in Dates and Addresses

©2005 by Evan-Moor Corp. • EMC 4538 • Spell & Write **UNIT 12** **119**

Garden Calendar

Keisha and her dad are making a garden plan. Look at the calendar. Write three sentences telling about their plan.



1. Answers will vary.

2. _____

3. _____


Skills: Writing Information; Writing Complete Sentences

©2005 by Evan-Moor Corp. • EMC 4538 • Spell & Write **UNIT 12** **120**

Our Garden

Look at this picture. Write three sentences about the picture. Use your spelling words.

they water their bloom many soil any plant anything seed



1. Answers will vary.

2. _____

3. _____

Check Your Story

I wrote complete sentences.

I used correct ending punctuation.

I checked my spelling.

Skills: Using Picture Clues; Writing Complete Sentences

©2005 by Evan-Moor Corp. • EMC 4538 • Spell & Write **UNIT 12** **121**

Skills In the Garden

Find the correct answer. Fill in the circle.

- Which sentence has the correct capital letters?
 - Did you pick flowers on monday or tuesday?
 - Each Friday in June, we go to the garden store.
- Which sentence has the correct capital letters?
 - I put candy on the Christmas tree.
 - These flowers are for mother's day.
- Which word is a verb?
 - seeds
 - planted
 - any
- Which date has the correct comma?
 - January 6, 2005
 - April, 26 1999
 - October 31 2007.

5. Write the sentence correctly.

many people plante flowers so they bloom in august

Many people plant flowers so they bloom in August.

My Spelling Test

Ask someone to test you on the spelling words.


- _____
- _____
- _____
- _____
- _____
- _____
- _____
- _____
- _____
- _____

Skills: Writing Complete Sentences

©2005 by Evan-Moor Corp. • EMC 4538 • Spell & Write **ASSESSMENT 12** **122**

Keep Your Child's Academic Skills Sharp

Evan-Moor's 24-book *Skill Sharpeners* series provides comprehensive, grade-specific skill practice in the core curriculum areas of language arts and math. **Full-color, 144 pages. \$9.99 each.**



Math

Grade PreK	EMC 4543	Grade 3	EMC 4547
Grade K	EMC 4544	Grade 4	EMC 4548
Grade 1	EMC 4545	Grade 5	EMC 4549
Grade 2	EMC 4546	Grade 6	EMC 4550



Reading

Grade PreK	EMC 4527	Grade 3	EMC 4531
Grade K	EMC 4528	Grade 4	EMC 4532
Grade 1	EMC 4529	Grade 5	EMC 4533
Grade 2	EMC 4530	Grade 6	EMC 4534



Spell & Write

Grade PreK	EMC 4535	Grade 3	EMC 4539
Grade K	EMC 4536	Grade 4	EMC 4540
Grade 1	EMC 4537	Grade 5	EMC 4541
Grade 2	EMC 4538	Grade 6	EMC 4542

About Evan-Moor Educational Publishers

Who We Are

- At Evan-Moor, we are proud that our products are written, edited, and tested by professional educators.
- Evan-Moor's materials are directed to teachers and parents of prekindergarten through sixth-grade students.
- We address all major curriculum areas including:

reading	social studies	thematic units
writing	geography	arts & crafts
math	science	

How We Began

- In 1979, Joy Evans and Jo Ellen Moore were team-teaching first grade in a Title I school. They decided to put ideas that worked for their students into a book. They joined with Bill Evans (Joy's brother) to start Evan-Moor Educational Publishers with one book.
- Bill and Joy's parents' garage served as the warehouse and shipping facility.
- The first catalog was a folded 8½" x 11" sheet of paper!

Who We Became

- Evan-Moor now offers over 450 titles. Our materials can be found in over 1,500 educational and trade book stores around the world.
- We mail almost 2 million catalogs a year to schools and individual teachers.
- Our Web site www.evan-moor.com offers 24-hour service and the ability to download many of our titles.
- Evan-Moor is located in a 20,000-square-foot facility in Monterey, California, with a staff of nearly 60 professionals.

Our Mission

Now, as then, we are dedicated to helping children learn. We think it is the world's most important job, and we strive to assist teachers and parents in this essential endeavor.





SKILL SHARPENERS

Spell & Write



Keep Your Child's Academic Skills Sharp

It has been proven that children benefit immensely when parents take an active role in their education. As a parent, you have a wonderful opportunity to support what happens in the classroom, inspiring your child's desire to learn.

The skills and concepts presented in *Skill Sharpeners* are grade appropriate and are aligned to national and state standards. The standardized-style assessment pages are an integral part of the series, helping to build your child's confidence with test-question formats. The books are colorful, engaging, and easy to use with interesting themes, charming illustrations, and a variety of activities that will appeal to your child.

Additional parent resources from Evan-Moor Educational Publishers:

- **The Never-Bored Kid Books**
- **My Do & Learn Activity Books**
- **Daily Summer Activities**

