

Grade 4



**Evan-Moor**  
EMC 2714



# Grammar & **GRADE 4** Punctuation

**Correlated** to State Standards

- 25 rule charts
- 3 practice pages for each rule
- CD-ROM
  - animated, colorful rule charts
  - printable practice pages
  - skills review and record sheet
- Answer key

Subjects and Predicates

Irregular Verbs

Compound Sentences

Adverbs

Quotation Marks

Commas

Copyrighted material

# Grammar & <sup>GRADE</sup>4 Punctuation

Provide regular practice with important grammar and punctuation rules and watch your students' writing improve!

*Grammar and Punctuation, Grade 4* presents 25 grade-appropriate rules followed by three activity sheets for practicing each rule.

## Contents

Rule 1	Kinds of Sentences.....	3
Rule 2	Subjects & Predicates .....	7
Rule 3	Simple & Complete Subjects & Predicates .....	11
Rule 4	Compound Sentences .....	15
Rule 5	Common & Proper Nouns .....	19
Rule 6	Singular & Plural Nouns.....	23
Rule 7	Irregular Plurals.....	27
Rule 8	Subject & Object Pronouns.....	31
Rule 9	Using I & Me .....	35
Rule 10	Possessive Nouns .....	39
Rule 11	Possessive Pronouns .....	43
Rule 12	Verbs.....	47
Rule 13	Kinds of Verbs .....	51
Rule 14	Subject-Verb Agreement .....	55
Rule 15	Verb Tenses .....	59
Rule 16	Forming Verb Tenses .....	63
Rule 17	Irregular Verbs .....	67
Rule 18	Adjectives .....	71
Rule 19	Comparative & Superlative Adjectives.....	75
Rule 20	Adverbs .....	79
Rule 21	Comma Usage.....	83
Rule 22	Comma Usage.....	87
Rule 23	Quotation Marks .....	91
Rule 24	Titles.....	95
Rule 25	Word Usage .....	99
	Notes to the Teacher.....	103
	Answer Key .....	105

### Correlated to State Standards

Visit  
[www.teaching-standards.com](http://www.teaching-standards.com)  
to view a correlation of  
this book's activities  
to your state's standards.  
This is a free service.



Author: Martha Cheney  
Editor: Chyrl Light  
Copy Editor: Heather Brashear  
Illustrator: Jo Larsen  
Designer: Keli Winters  
Desktop: Michelle Tapola  
Cover: Cheryl Puckett  
CD-ROM  
Development: Keli Winters  
Tim Neccc

### Congratulations on your purchase of some of the finest teaching materials in the world.

For information about other Evan-Moor products,  
call 1-800-777-4362 or FAX 1-800-777-4332.  
Visit our Web site [www.evan-moor.com](http://www.evan-moor.com)  
for additional product information.

Entire contents © EVAN-MOOR CORP.  
18 Lower Ragsdale Drive, Monterey, CA 93940-5746. Permission is hereby granted  
to the individual purchaser to reproduce student materials in this book for  
noncommercial individual or single classroom use only. Permission is not granted  
for schoolwide or systemwide reproduction of materials. Printed in USA.

# About the Book

The features of *Grammar and Punctuation, Grade 4* include:

## 25 Rule Charts

Reproduce these charts on overhead transparencies for ease of presentation.

Choose the rules and the order of use that are appropriate to the needs of your students.

Review the charts regularly.



## 3 Practice Pages for Each Rule

Use as many reproducible practice pages as appropriate for your students. These pages may be used with the whole class or as independent practice. You may wish to do a single practice page each time you review a rule.



## Answer Key

A complete answer key begins on page 105.

# About the CD-ROM

## Loading the Program

1

Put the CD in your CD drive. This CD-ROM contains both Windows and MacOS programs.

Your computer will recognize the correct program.

2

On some computers, the program will automatically start up. If the program does not start automatically:

**Windows**—go to *My Computer*, double click on the CD drive, then double click on *Begin.exe*.

**MacOS**—double click on the CD icon on your desktop, then double click on *Begin*.

3

After the program starts, you will arrive at the main menu.



## Main Menu Features

### Choose a Rule

It's never been more fun to practice grammar and punctuation! The 25 rule charts found in the book are presented in full-color with an interactive element. To present a whole-class lesson, connect your computer to a projection system. As a review, students may be instructed on how to access specific rule charts during their computer time.


1

Click the **Choose a Rule** button to display the list of rules.



2

Click on a rule in the list of rules. The rule will be displayed.



3

Click on the arrow button. Rule explanations and examples will be displayed.



4

When you're finished, click on **Back** to go back to the rules list or click on **Main Menu** to go back to the main menu.

### View the E-Book

- The rule charts, practice pages, and answer key are presented in a printable electronic format. You must have Adobe® Acrobat® Reader™ installed to access the e-book. (See installation instructions in sidebar.)
- You may scroll through the entire book page by page or open the "Bookmarks" tab for a clickable table of contents.

**Hint:** This symbol, + for Windows or > for MacOS, means that you can click there to expand this category.

- To print pages from the e-book, click on the printer icon. A print dialog box will open. Enter the page or pages you wish to print in the print range boxes. (At the bottom of the screen, you can see which page of the e-book you are viewing.)
- To exit the e-box, simply "X" out until you return to the main menu.



### E-Book Bonus

- **Grammar and Punctuation Review**  
This four-page review provides a means of evaluating your students' acquisition of the grammar and punctuation skills presented.
- **Student Record Sheet**  
On the student record sheet, the grammar and punctuation skills are keyed to the practice pages and the test items.
- **Reproducible Rules Handbook**  
Each rule is shown with room for students to write their own examples of the rule.

### Installing Adobe® Acrobat® Reader™

You need to have Acrobat Reader installed on your computer to access the e-book portion of the CD-ROM. If you do not have Acrobat Reader, go to the main menu of the CD and follow these instructions:

1. Place your cursor over the **Click Here** link. Wait for the hand and then click.
2. When you see the Acrobat Reader Setup Screen, click the "Next" box.
3. When you see the Destination Location Screen, click the "Next" box.
4. When you see the Setup Complete Screen, click "Finish."

Your system will now shut down in order to install Acrobat Reader. Some systems will automatically restart. If yours does not, start it up manually.

### Exit

This button closes the program.

**Rule  
1**

There are four kinds of sentences.  
Each kind requires a specific ending punctuation.

- A **declarative sentence** is a statement. It ends with a period (.).

*I heard a train whistle.*

- An **interrogative sentence** asks a question. It ends with a question mark (?).

*Have you ever taken a train ride?*

- An **imperative sentence** commands someone to do something. It ends with a period (.).

*Get on board the train now.*

- An **exclamatory sentence** shows strong feeling. It ends with an exclamation mark (!).

*Watch out for that train!*

## Kinds of Sentences

# Kinds of Sentences

Rule  
**1****statement** – tells something**question** – asks something**command** – commands someone to do something**exclamation** – shows strong feeling

**A** Add the correct punctuation at the end of each sentence. Then write the kind of sentence on the line.

1. What time do we catch the bus

\_\_\_\_\_

2. Let's meet at the park

\_\_\_\_\_

3. Don't leave your toys on the floor

\_\_\_\_\_

4. This is hard work

\_\_\_\_\_

5. Wow, what a surprise

\_\_\_\_\_

6. Mario and Karina went to Disneyland

\_\_\_\_\_

7. Can you help me fix this

\_\_\_\_\_

8. Put that away before you leave

\_\_\_\_\_

**B** Write one of each kind of sentence.

1. \_\_\_\_\_  
statement2. \_\_\_\_\_  
question3. \_\_\_\_\_  
command4. \_\_\_\_\_  
exclamation

Name \_\_\_\_\_

# Picture Sentences

Rule  
1

Write a sentence to go with each picture. Write one **statement**, one **question**, one **command**, and one **exclamation**.

1.



---

---

---

2.



---

---

---

3.



---

---

---

4.



---

---

---



# Write the Questions

Rule  
**1**

Write a question to go with each answer below.

1. Adam made a big salad and set the table.

---

---

2. I am hoping to get a leather briefcase.

---

---

3. It happened when he was snowboarding at Big Mountain.

---

---

4. Jack's horse is the one with a white mane and tail.

---

---

5. He has two more years to go.

---

---



**Rule  
2**

Every complete sentence has two parts.

- A **subject** names the person, place, or thing the sentence is about.
- A **predicate** tells what the subject is or does.

The hungry monkey climbed a fruit tree.

subject

predicate

Disneyland is a favorite vacation spot.

subject

predicate

## Subjects & Predicates

Copyrighted material

Name \_\_\_\_\_

# Subject and Predicate Search

Rule  
2

**A** Draw a line under the **subject** of each sentence. Draw a circle around the **predicate** of each sentence.

*The stubborn donkey* stopped and sat down.

1. The whole team cheered for their coach.
2. I feed my neighbor's cat.
3. The hungry children ate the leftover pizza.
4. Sally mowed the lawn after school.
5. Carlos receives his allowance every Friday.

**B** Write three complete sentences about your favorite animal. Draw a line under the subject of each sentence. Draw a circle around the predicate of each sentence.

1. \_\_\_\_\_  
\_\_\_\_\_
2. \_\_\_\_\_  
\_\_\_\_\_
3. \_\_\_\_\_  
\_\_\_\_\_

Name \_\_\_\_\_

Rule  
2

## What's Missing?

Complete each sentence by filling in the missing subject or predicate.

1. The bus driver \_\_\_\_\_.
2. \_\_\_\_\_ enjoyed a picnic lunch.
3. \_\_\_\_\_ flew the plane safely.
4. Two bluebirds \_\_\_\_\_.
5. The famous chef \_\_\_\_\_.
6. \_\_\_\_\_ painted the fence for his grandma.
7. My teacher \_\_\_\_\_.
8. \_\_\_\_\_ ate all of the ice cream.
9. \_\_\_\_\_ watched a funny movie.
10. The carpenter \_\_\_\_\_.

# Sentence Search

Draw a circle around each complete sentence.

1. The kind police officer.
2. Three newborn kittens.
3. My friend Brenda helped me pack.
4. A shiny beetle crawled across the floor.
5. Went to the park.
6. Fell in the pool.
7. Found a five-dollar bill.
8. Sharon and her mother.
9. The puppy chewed on the shoe.
10. The owl at the top of that tree.
11. Sandy's Girl Scout troop went camping in the desert.
12. Her soft blue mittens.
13. Rose read a book.
14. We looked at the butterfly.
15. A family of foxes.

# Rule 3

Use these rules to identify simple and complete subjects and predicates.

- The **complete subject** contains all the words that tell who or what the sentence is about.
- The **simple subject** is the main word or words in the complete subject.

simple subject

A funny **down** did tricks.

complete subject

- The **complete predicate** contains all the words that tell what the subject is or does.
- The **simple predicate** is the main word or words in the complete predicate.

simple predicate

A deer **jumped** over the wall.

complete predicate

## Simple & Complete Subjects & Predicates

# Simple and Complete Subjects

Rule  
3

**A** Draw a line under the **complete subject**. Write **SS** above the **simple subject**.

SS

The friendly librarian read a story to us.

1. My sister Amy gave me her old bike.
2. The large package was from Uncle Pete.
3. Several school bands marched in the parade.
4. George's pet dog caught the ball.
5. The frightened mouse ran behind the stove.
6. Everyone in the play did a good job.

**B** Write a **complete subject** using each of these words.

lion	car	girl	pumpkin
------	-----	------	---------

1. \_\_\_\_\_
2. \_\_\_\_\_
3. \_\_\_\_\_
4. \_\_\_\_\_

# Simple and Complete Predicates

Rule  
3

**A** Draw a line under the **complete predicate**. Write **SP** above the **simple predicate**.

**SP**

*The raccoon ran down the trail.*

1. My brother Ted gave me his old skates.
2. The largest giraffe ate from the top of the tree.
3. Many teams played in the baseball league.
4. Angela's pet hamster escaped from its cage.
5. The frightened puppy hid under Bob's bed.
6. We all helped wash the dirty car.

**B** Copy three complete predicates from sentences in a book. Write **SP** above the **simple predicate**.

1. \_\_\_\_\_
2. \_\_\_\_\_
3. \_\_\_\_\_

Name \_\_\_\_\_

# Subject and Predicate Match

Rule  
3

Draw a line from the complete subject on the left to a complete predicate on the right to form a sentence that makes sense.

Our school's marching band	splashed in the mud and squealed.
Sixteen wild mustangs	organized the community softball game.
The courageous fire fighters	slept in the sunshine.
My little baby brother	jumped off a log and into the pond.
Rhonda's nephew Ray	performed the national anthem.
Mrs. Hamilton and Mr. Peters	galloped across the prairie.
The little pink pig	went on the field trip.
The whole class	cried when he lost his blanket.
A tired, old dog	rescued me from the burning building.
Two small green frogs	mowed the grass all by himself.



**Rule  
4**

A compound sentence is made by putting two or more simple sentences together.

- The parts are usually joined by a conjunction such as **and**, **or**, or **but**.\*
- A comma is placed before the conjunction.

**Simple sentences:**

*He broke the window.  
It was an accident.*

**Simple sentences:**

*I think I will eat a sandwich.  
Maybe I'll have some pizza.*

**Compound sentence:**

*He broke the window, **but** it was an accident.*

**Compound sentence:**

*I think I will eat a sandwich, **or** maybe I'll have some pizza.*

\*See Notes to the Teacher on page 103 for additional information.

**Compound Sentences**

# And, Or, But

Rule  
4

**A** Circle the conjunctions in this paragraph.

Mrs. Clark has an interesting job. She is a veterinarian, and she works in a zoo. She gives the animals medicine when they are sick, and she operates on them sometimes. She can clean their teeth, but she has to call a dentist to take care of bad teeth. Do you think you would like this job, or would you hate it?

**B** Write a sentence using each of these conjunctions.

and or but

1. \_\_\_\_\_  
\_\_\_\_\_
2. \_\_\_\_\_  
\_\_\_\_\_
3. \_\_\_\_\_

# Simple or Compound?

Rule  
4

**A** A compound sentence is two or more simple sentences put together. Draw a line under the **simple sentences**. Draw a circle around the **compound sentences**.

*The girl lost her bike.*

*Grandmother weeded the garden, and she planted new flowers.*

1. We stacked the books on the librarian's desk.
2. The rain boots were stored in the closet, and the raincoats were hung in the hall.
3. My brother drank all of the milk, but he left some of the cookies.
4. Many people slipped on the icy sidewalk.
5. The referee blew his whistle at the end of the game.
6. I yelled at them to be careful, but it was too late.

**B** Now write a **simple sentence** about a kite, and write a **compound sentence** about a dinosaur.

1. \_\_\_\_\_  
\_\_\_\_\_
2. \_\_\_\_\_  
\_\_\_\_\_

# Write Compound Sentences

Rule  
4

Use conjunctions (**and**, **or**, **but**) to join simple sentences together to make a compound sentence. Remember to add a comma before the conjunction in your sentences.

1. The children traded baseball cards.  
Then they talked about the players.

---

---

2. The immigrants crossed the ocean.  
Finally they reached a new land.

---

---

3. Do you want to go to the movies?  
Would you rather go to the soccer game?

---

---

4. Eric wanted to go play ball with his friends.  
He had to give the dog a bath first.

---

---

**Rule  
5**

A noun names a person, place, or thing.

- **Common nouns** name any person, place, or thing. Common nouns do not begin with a capital letter.

person—*teacher*    place—*park*    thing—*pinecone*

- **Proper nouns** name a specific person, place, or thing. Proper nouns begin with a capital letter.

**common**

girl  
town  
book  
holiday  
river

**proper**

Maria  
Dallas  
*Ramona, the Pest*  
Arbor Day  
Columbia River

**Common & Proper Nouns**

Name \_\_\_\_\_

# Find the Nouns

Rule  
5

**A** Circle all the nouns in this list.

bake	long	Sally
school	bicycle	fuzzy
father	speak	park
curly	book	rough
carpenter	basket	feather
write	Jake	Marine World
hospital	reach	sleep
church	friend	pickle

**B** Write the nouns you circled in the correct category.

person

place

thing

---

---

---

---

---

---

---

---

---

---

---

---

---

---

---

Name \_\_\_\_\_

## Proper Nouns

Rule  
5

**A** Rewrite the sentences and capitalize the proper nouns.

1. margo visited san francisco, california.

\_\_\_\_\_

2. luis saw fireworks on the fourth of july.

\_\_\_\_\_

3. columbus sailed across the atlantic ocean on the santa maria.

\_\_\_\_\_

\_\_\_\_\_

4. On august 14, dr. wang will begin working as a veterinarian at the san diego zoo.

\_\_\_\_\_

\_\_\_\_\_

**B** Write a proper noun for each of these.

your whole name \_\_\_\_\_

your school \_\_\_\_\_

your town \_\_\_\_\_

your favorite book \_\_\_\_\_

the country where you live \_\_\_\_\_

your best friend's name \_\_\_\_\_

Name \_\_\_\_\_

# Correct the Capitalization

Rule  
5

Rewrite the sentences. Capitalize the **proper** nouns. Draw a circle around the **common** nouns.

1. dr. green is my dentist.

\_\_\_\_\_

2. We ate kentucky fried chicken when rev. williams came to dinner.

\_\_\_\_\_

\_\_\_\_\_

3. juan garcia and maria montoya are in mr. martin's class.

\_\_\_\_\_

\_\_\_\_\_

4. My sister and I stayed with mr. and mrs. evans while our parents were in new york.

\_\_\_\_\_

\_\_\_\_\_

5. carl's birthday is on christmas day, but he celebrates it on december 26.

\_\_\_\_\_

\_\_\_\_\_



**Rule  
6**

Singular nouns name one person, place, or thing.  
Plural nouns name more than one.

*gorilla*                  *jungle*                  *watermelon*  
*gorillas*                *jungles*                *watermelons*

- To make the plural of most nouns, add **s**.

*chairs*    *jackets*    *oranges*

- If the noun ends in *s*, *sh*, *ch*, *x*, or *z*, add **es**.

*buses*    *dishes*    *benches*    *boxes*

- If the noun ends in a consonant followed by a *y*, change the **y** to **i** and add **es**.

*baby—babies*    *story—stories*    *cherry—cherries*

- If a noun ends in *f* or *fe*, add **s** to some; change **f** to **v** and add **es** to others.

*chiefs*    *beliefs*    *loaves*    *leaves*

## Singular & Plural Nouns

Name \_\_\_\_\_

## Noun Search

Rule  
6

**A** Draw an **X** on the nouns that mean one (**singular**). Draw a box around the nouns that mean more than one (**plural**).

cats	guess	babies	bandage
cities	bus	foxes	berry
knives	vacation	tail	boxes
rabbit	benches	cliffs	cherries

**B** Write sentences using three of the **singular nouns**.

1. \_\_\_\_\_
2. \_\_\_\_\_
3. \_\_\_\_\_

**C** Write sentences using three of the **plural nouns**.

1. \_\_\_\_\_
2. \_\_\_\_\_
3. \_\_\_\_\_

Name \_\_\_\_\_

# Plural Nouns

Rule  
6

**A** Rewrite these nouns to make them plural.

- |          |       |           |       |
|----------|-------|-----------|-------|
| 1. fox   | _____ | 6. cherry | _____ |
| 2. puppy | _____ | 7. guess  | _____ |
| 3. shelf | _____ | 8. story  | _____ |
| 4. bush  | _____ | 9. ditch  | _____ |
| 5. toy   | _____ | 10. roof  | _____ |

**B** Write a sentence using the plural of each of these nouns.

1. berry

\_\_\_\_\_  
\_\_\_\_\_

2. box

\_\_\_\_\_  
\_\_\_\_\_

3. fence







\_\_\_\_\_  
\_\_\_\_\_

Name \_\_\_\_\_

## Picture Plurals

Rule  
6

**A** Write the singular noun for each of these pictures. Then write the plural form of the noun.

1.   singular _____ plural _____	2.   singular _____ plural _____
3.   singular _____ plural _____	4.   singular _____ plural _____
5.   singular _____ plural _____	6.   singular _____ plural _____

**B** Write one sentence using a singular noun and a plural noun.

\_\_\_\_\_

\_\_\_\_\_

**Rule  
7**

Some nouns have special plural forms.  
They are called irregular plurals.

<b>Singular</b>	<b>Irregular Plural</b>
<i>man</i>	<i>men</i>
<i>woman</i>	<i>women</i>
<i>goose</i>	<i>geese</i>
<i>child</i>	<i>children</i>
<i>foot</i>	<i>feet</i>
<i>mouse</i>	<i>mice</i>
<i>die</i>	<i>dice</i>
<i>ox</i>	<i>oxen</i>

**Irregular Plurals**

Name \_\_\_\_\_

## Fill in the Blanks

Rule  
7

**A** Change each singular noun to its plural form.

1. The \_\_\_\_\_ and \_\_\_\_\_ went to the party together.  
(man) (woman)
2. Theresa has three \_\_\_\_\_ and five \_\_\_\_\_ for pets.  
(mouse) (fish)
3. All the \_\_\_\_\_ and \_\_\_\_\_ were in the barn.  
(ox) (goose)
4. Several \_\_\_\_\_ saw some \_\_\_\_\_ in the woods.  
(child) (moose)
5. I wash my \_\_\_\_\_ and brush my \_\_\_\_\_ every day.  
(foot) (tooth)
6. Those \_\_\_\_\_ are playing a game with two \_\_\_\_\_.  
(person) (die)

**B** Look at a book or newspaper. List all of the irregular plural nouns you can find.

Name \_\_\_\_\_

Rule  
7

# Plural Pathway

Color a path through the grid from “start” to “finish” by using only the boxes that contain plural nouns. You may move up, down, left or right, but NOT diagonally. Hint: Be sure to watch for irregular plurals!

★ start ★

children	hero	cheese	gentlemen	wishes	men
dice	base	dress	socks	nose	donkeys
deer	shoes	rash	giants	size	libraries
kiss	people	mind	women	guest	dishes
grape	houses	thimble	babies	city	teeth
mess	mice	oxen	bees	gas	feet

★ finish ★

Name \_\_\_\_\_

# An Irregular Story

Rule  
7

**A** Write the plural form of each of these nouns.

1. foot \_\_\_\_\_ 5. tooth \_\_\_\_\_

2. child \_\_\_\_\_ 6. goose \_\_\_\_\_

3. person \_\_\_\_\_ 7. woman \_\_\_\_\_

4. mouse \_\_\_\_\_ 8. man \_\_\_\_\_

**B** Write a story using at least four of the irregular plurals above.

---

---

---

---

---

---

---

---

**C** Draw a picture to illustrate your story.





# Rule 8

A pronoun is used in the place of a noun.

- A **subject pronoun** replaces a noun used as the subject of a sentence.

I   you   he   she   they   it

Mark wanted to ride the horse.

**He** wanted to ride the horse.

Sean and James went to camp last summer.

**They** went to camp last summer.

- An **object pronoun** replaces a noun used after an action verb.\*

me   you   him   her   it   us   them

Sarah will meet Jake at noon.

Sarah will meet **him** at noon.

Clarissa went with Mindy and Jo to the circus.

Clarissa went with **them** to the circus.

\*See Notes to the Teacher on page 103 for additional information.

## Subject & Object Pronouns

Name \_\_\_\_\_

# Change Nouns to Pronouns

Rule  
8

Write a pronoun for each of the underlined words or phrases in these sentences.

1. Terri asked Dad to pass the potatoes.

---

---

2. Sue and Mary took the puppy on the trip.

---

---

3. The zoo ranger won't let us feed the wild animals.

---

---

4. Tom and I painted the fence quickly.

---

---

5. Why are Lee and Stella cutting the bush in the backyard?

---

---

6. Carlos lent his basketball to Roberto and me.

---

---

Name \_\_\_\_\_

## Use the Correct Word

Rule  
8

**A** Write **we** or **us** in each blank.

1. May \_\_\_\_\_ make some popcorn?
2. Is it time for \_\_\_\_\_ to go home?
3. It was fun for \_\_\_\_\_ to sleep in the tent.
4. \_\_\_\_\_ have a new puppy.

**B** Write **they** or **them** in each blank.

1. Is the package for \_\_\_\_\_?
2. We went to school with \_\_\_\_\_.
3. We will eat dinner when \_\_\_\_\_ are ready.
4. \_\_\_\_\_ are moving to Dallas.

**C** Write sentences using each of these pronouns.

we   us   they   them

1. \_\_\_\_\_
2. \_\_\_\_\_
3. \_\_\_\_\_
4. \_\_\_\_\_

# Picture Pronouns

**Rule  
8****A** Label each picture with a pronoun.**B** Write a sentence about each picture. Be sure to use at least one pronoun in each sentence.

1. \_\_\_\_\_

\_\_\_\_\_

2. \_\_\_\_\_

\_\_\_\_\_

3. \_\_\_\_\_

\_\_\_\_\_

4. \_\_\_\_\_

\_\_\_\_\_

**Rule  
9**

Name yourself last when you are talking about another person and yourself.

*Roberto and **I** ran around the track.  
The coach and **I** sat together on the bus.*

*Did you see Jim and **me** swim across the lake?  
Maria takes ballet lessons with Tanya and **me**.*

- To hear if you used **I** or **me** correctly, leave out the other person's name.

Which would you say?

*Roberto and **I** ran around the track.  
(**I** ran around the track.)*

*Roberto and **me** ran around the track.  
(**Me** ran around the track.)*

*Maria takes ballet lessons with Tanya and **me**.  
(Maria takes ballet lessons with **me**.)*

*Maria takes ballet lessons with Tanya and **I**.  
(Maria takes ballet lessons with **I**.)*

**Using I & Me**

# I or Me?

**A** Write **I** or **me** in each blank.

1. Jenny and \_\_\_\_\_ like to ice-skate.
2. Pete wants my sister and \_\_\_\_\_ to come to a barbecue at his house.
3. Maurice and \_\_\_\_\_ like to write stories together.
4. My mother and \_\_\_\_\_ have to go to the dentist this afternoon.
5. Will you help Phil and \_\_\_\_\_ fix the flat tire on my bike?
6. The farmer let Annie and \_\_\_\_\_ ride the pony.
7. Most of my friends like to play football, but Toni and \_\_\_\_\_ like to play soccer.
8. Carlos, can you come with my cousin and \_\_\_\_\_ to the fair Saturday afternoon?

**B** Write two sentences about something you and one of your friends like to do. Use the word **I** in one sentence and **me** in the other.

1. \_\_\_\_\_  
\_\_\_\_\_
2. \_\_\_\_\_  
\_\_\_\_\_

# All About Me

**A** Circle the sentences that use **I** or **me** correctly.

1. Mother helped my friends and me bake some cookies.
2. I and Robin counted the eggs.
3. My mother cracked the eggs into a bowl for Robin and me.
4. I and Kevin measured the flour.
5. Cory and I poured the flour into the bowl.
6. Alicia melted the butter for Petra and me.
7. Timo and I added the chocolate chips to the batter.
8. Petra put the pans in the sink for me and Kevin to wash.

**B** Write a sentence about your favorite kind of cookie. Use a friend's name and the word **I** or **me** in your sentence.

---

---

**C** Draw a picture of your favorite kind of cookie.



# Find the Mistakes

Rule  
9

**A** Circle the words that are used incorrectly. The first one has been done for you.

Meg, Jane, and me went to the fair. Jane and me went on all the rides.

Then we looked at the farm animals. Meg liked the baby pigs, but me and Jane thought the goats were cuter. Meg bought some corn on the cob for Jane and I to eat. We were still hungry, so Jane bought ice-cream cones for Meg and I. After dark, Jane and me watched the amazing fireworks show.

**B** Rewrite the paragraph on the lines below, using the words correctly. Write a concluding sentence for the paragraph.

---

---

---

---

---

---

---

---

---

---



# Rule 10

A possessive noun shows ownership.

- To make a **singular** noun show ownership, add an apostrophe (') and **s**.

*Arturo's football*

*the police officer's hat*

*James's bicycle*

- To make a **plural** noun that ends in *s* show ownership, just add an apostrophe (').

*the sisters' slumber party*

*our teams' uniforms*

*the puppies' leashes*

- To make a **plural** noun that does not end in *s* show ownership, add an apostrophe (') and **s**.

*the women's dresses*

*the mice's nests*

*the children's toys*

## Possessive Nouns

Name \_\_\_\_\_

Rule  
**10**

## Who Owns It?

**A** Write the possessive form of each noun.

singular—'s      plural—s'

1. two \_\_\_\_\_ sweaters  
(girls)

2. my \_\_\_\_\_ collar  
(dog)

3. several \_\_\_\_\_ cookbooks  
(mothers)

4. the \_\_\_\_\_ cage  
(bunny)

5. those \_\_\_\_\_ tools  
(workers)

6. both \_\_\_\_\_ game  
(boys)

7. the \_\_\_\_\_ instruments  
(band)

8. \_\_\_\_\_ birthday  
(Kate)

**B** Make a label using your name to show that you own something.

This is \_\_\_\_\_  
(possessive form of your name)

Name \_\_\_\_\_


## Fairy Tale Fun

Rule  
10

**A** Fill in the blanks with possessive nouns from familiar fairy tales.

1. Goldilocks ate the \_\_\_\_\_ porridge.
2. Jack climbed the beanstalk and stole the \_\_\_\_\_ treasures.
3. The three Billy Goats Gruff crossed over the \_\_\_\_\_ bridge.
4. The big, bad wolf blew down the little \_\_\_\_\_ houses.
5. Red Riding Hood walked to her \_\_\_\_\_ home in the forest.
6. \_\_\_\_\_ fairy godmother turned a pumpkin into a coach.
7. Hansel and Gretel nibbled on the \_\_\_\_\_ gingerbread house.
8. Everyone pretended that they could see the \_\_\_\_\_ new clothes.

**B** Draw a picture to illustrate your favorite fairy tale.



Name \_\_\_\_\_

# Possessives That Rhyme

Rule  
10

Draw a line from each name to the object that rhymes with it.

Write each rhyming possessive.



1. Rick's stick



2. \_\_\_\_\_



3. \_\_\_\_\_



4. \_\_\_\_\_



5. \_\_\_\_\_



6. \_\_\_\_\_



7. \_\_\_\_\_



8. \_\_\_\_\_

**Rule  
11**

Possessive pronouns show ownership.  
They replace possessive nouns.

There are two kinds of possessive pronouns. They do not require an apostrophe.

- One kind is used before a noun.

my   your   his   her   its   our   their  
***our** home   **her** brother   **my** best friend*

- The second type stands alone.

mine   yours   his   hers   its   ours   theirs  
*Is this book **yours**?   Yes, it is **mine**.*

## Possessive Pronouns

# Fill in the Blanks

**A** Write a possessive pronoun in each blank to complete the sentences.

my mine our his her its their your

1. Tom rode \_\_\_\_\_ horse along the trail.
2. The boys can't find \_\_\_\_\_ homework.
3. "When do you have to go home?" Sue asked \_\_\_\_\_ friend.
4. \_\_\_\_\_ friends went on a trip with us.
5. "When will \_\_\_\_\_ work be done?" Mr. Lee asked Fred.
6. The dog ate \_\_\_\_\_ bone.
7. I feed \_\_\_\_\_ fish every day.
8. He asked me if the pencils are \_\_\_\_\_.

**B** Write a sentence using each of these possessive pronouns.

my our their

1. \_\_\_\_\_
2. \_\_\_\_\_
3. \_\_\_\_\_

# Pick a Possessive Pronoun

Rule  
**11**

Write the pronoun that makes the most sense in each sentence.

1. Madge and Joe played with \_\_\_\_\_ cousins at the family reunion.  
(its their your)
2. The droopy dog lazily scratched at \_\_\_\_\_ fleas.  
(my our its)
3. Rosie received many gifts at \_\_\_\_\_ going-away party.  
(your his her)
4. Gabriel started \_\_\_\_\_ new job today.  
(their our his)
5. These pesky ants are looking for food to take back to \_\_\_\_\_ colony.  
(our their your)
6. Emily fell and hurt \_\_\_\_\_ knee quite seriously.  
(her his my)
7. Only you can control \_\_\_\_\_ own behavior.  
(my its your)
8. When Tim and I found a leak in \_\_\_\_\_ canoe, we paddled faster than ever.  
(your our its)

Name \_\_\_\_\_

# Fractured Sentences

Rule  
11

Use one phrase from each column to build a complete sentence. Write your sentences on the lines below. Be sure all of your sentences make sense!

**column a**

Serena found

I wrote

Randall and I whispered

Avery cut

The cats ate

You played

The dog caught

**column b**

his finger

their food

its frisbee

your saxophone

my story

her hat

our secrets

**column c**

in the closet.

from a bowl.

quietly.

in the air.

beautifully.

with a pocketknife.

about birds.

1. \_\_\_\_\_
2. \_\_\_\_\_
3. \_\_\_\_\_
4. \_\_\_\_\_
5. \_\_\_\_\_
6. \_\_\_\_\_
7. \_\_\_\_\_



## Rule 12

A verb is a word in the predicate that tells action or state of being.

He **ran** down the road.

They **played** for our team.

Mark **laughed** at the joke.

I **went** to town.

Sarah **was** sad.

## Verbs

# Verb Hunt

Rule  
12

**A** Read this story. Draw a circle around all the verbs.

My friend Tony and I went to the beach yesterday. We climbed on the rocks and built castles in the sand.

We saw interesting plants and animals in the tide pools. Tony picked up a crab, but he yelled and dropped it fast. The crab pinched his finger!

I stood too close to the waves. Tony yelled, "Look out!" It was too late. I was soaked. Tony laughed so hard he fell down. I will be more careful next time.

**B** Now write your own paragraph telling about something you did yesterday. When you are finished, circle all the verbs you used.

---

---

---

---

---

---

---

---

---

---

# Choose a Verb

**Rule  
12**

**A** Write a verb in each blank to complete the sentences.

1. Jeremy \_\_\_\_\_ to the other side of the pool.
2. The car \_\_\_\_\_ at the signal.
3. Mr. Taylor \_\_\_\_\_ the children a new song.
4. Our team \_\_\_\_\_ the championship game.
5. Albert \_\_\_\_\_ to the band at the concert.
6. The eagle \_\_\_\_\_ over the fields.

**B** Write a sentence using each of these verbs.

stumbled   became   reached   think

1. \_\_\_\_\_  
\_\_\_\_\_
2. \_\_\_\_\_  
\_\_\_\_\_
3. \_\_\_\_\_  
\_\_\_\_\_
4. \_\_\_\_\_  
\_\_\_\_\_

Name \_\_\_\_\_

## Verb Categories

Rule  
12

**A** Write each verb below under the name of the animal that is most likely to do the action it describes. Use a dictionary if you need help.

slither	bask	soar	buzz
gallop	scream	whinny	sting
canter	coil	flit	dive

bee

horse

snake

eagle

_____	_____	_____	_____
_____	_____	_____	_____
_____	_____	_____	_____

**B** What is your favorite animal?

\_\_\_\_\_

Write three verbs that describe actions done by this animal.

\_\_\_\_\_

\_\_\_\_\_

\_\_\_\_\_

**Rule  
13**

There are three kinds of verbs.

- **Action verbs** tell what the subject is doing.

He **played** quarterback all season.

Margo **sang** in the school choir.

- **Linking verbs** link a subject to a noun or an adjective that names or describes it.

His **bike** **is** red with blue trim.

The **clown** **looked** funny in his big shoes.

- **Helping verbs** come before the main verb. They help state the action or show time.

Carlos **will** clean up the backyard.

Tamera **has been** sewing this afternoon.


## Kinds of Verbs

Name \_\_\_\_\_

## Verbs on the Move

Rule  
13

Find all the actions that are taking place in this picture. Write the verbs that describe those actions on the lines.



---

---

---

---

---

---

---

---

---

---

Name \_\_\_\_\_

# Linking Verbs

Rule  
13

**A** Circle the linking verb in each sentence.

1. Richard was the referee at the boxing match.
2. Mrs. Murphy became a teacher in September.
3. The chocolate cake tasted delicious.
4. Tomorrow is my birthday.
5. The speakers were entertaining.
6. I am tired.
7. The weather is too cold for me.
8. The trail looks treacherous.

**B** Write a sentence using each of these linking verbs.

smells    seemed    feel

1. \_\_\_\_\_
2. \_\_\_\_\_
3. \_\_\_\_\_

Copyrighted material

# Helping Verbs

**A** Underline the **action verb** in each sentence. Then circle the **helping verb**.

The puppy has been wagging its tail all day.

1. Ms. Smith had baked cookies for the party.
2. My dad has been reading a story about pirates to us.
3. Pretty butterflies are flying around the flowers.
4. The soccer team had won all of its games this year.
5. We have finished our homework.
6. Mother was working this morning.

**B** Write a sentence using each of these helping verbs.

is   have   had   are   was   were

1. \_\_\_\_\_
2. \_\_\_\_\_
3. \_\_\_\_\_
4. \_\_\_\_\_
5. \_\_\_\_\_
6. \_\_\_\_\_



**Rule  
14**

The verb in a sentence must agree with the subject of the sentence.

- If the subject is singular, the verb must also be singular.

Mario **sings** in the school chorus.

The baby **is** crying.

- If the subject is plural, the verb must also be plural.

Mario and his brothers **sing** in the school chorus.

The babies **are** crying.

## Subject-Verb Agreement

# Choose the Correct Verb

**A** Circle the correct verb to complete each sentence.

1. They (play plays) the game carefully.
2. Mystery stories (is are) exciting.
3. Ms. Trent (paint paints) murals on buildings.
4. My kite (fly flies) over the tops of the trees.
5. The robin (lay lays) blue eggs in her nest.
6. The girls (dance dances) beautifully.

**B** Write sentences using each of these subjects.

tigers	the scientist	helicopter	flowers
--------	---------------	------------	---------

1. \_\_\_\_\_  
\_\_\_\_\_
2. \_\_\_\_\_  
\_\_\_\_\_
3. \_\_\_\_\_  
\_\_\_\_\_
4. \_\_\_\_\_  
\_\_\_\_\_

Name \_\_\_\_\_

# Match Subjects and Verbs

Rule  
14

**A** Match each subject on the left with the verb form on the right that agrees.

- |               |        |
|---------------|--------|
| 1. Sara       | rings  |
| 2. Robins     | plan   |
| 3. The books  | purrs  |
| 4. He and Bob | paints |
| 5. The boats  | fly    |
| 6. Teachers   | are    |
| 7. The phone  | sail   |
| 8. My cat     | run    |

**B** Write complete sentences using the matching subjects and verbs above.

- \_\_\_\_\_
- \_\_\_\_\_
- \_\_\_\_\_
- \_\_\_\_\_
- \_\_\_\_\_
- \_\_\_\_\_
- \_\_\_\_\_
- \_\_\_\_\_

Copyrighted material

Name \_\_\_\_\_

## Is, Are, Has, Have

Rule  
14

Write one of the words below in each blank. Be sure the sentences make sense.

is   are   has   have

1. The ponies \_\_\_\_\_ eating hay.
2. My brother \_\_\_\_\_ working in the barn.
3. The baby goats \_\_\_\_\_ sleeping.
4. The mother hen \_\_\_\_\_ six eggs in her nest.
5. Some of the cows \_\_\_\_\_ horns.
6. Our four woolly sheep \_\_\_\_\_ grazing in the meadow.
7. Grandpa's horse \_\_\_\_\_ a soft nose.
8. Billy's rabbit \_\_\_\_\_ fond of carrots.
9. The children all \_\_\_\_\_ chores to do.
10. Our neighbor \_\_\_\_\_ a flock of geese.

Copyrighted material

**Rule  
15**

The tense of a verb tells when an action occurs—  
present, past, or future.

- **present**—the action is happening now.

*Tomas **is playing** tennis with Billy.*

*Lee **runs** to catch the bus.*

*I **buy** stamps at the post office.*

- **past**—the action already happened.

*Tomas **played** tennis with George yesterday.*

*Lee **ran** to catch the bus.*

*I **bought** stamps at the post office.*

- **future**—the action is going to happen.

*Tomas **will play** tennis with Allen next Saturday.*

*Lee **will run** to catch the bus.*

*I **shall buy** stamps at the post office tomorrow.*

**Verb Tenses**

Name \_\_\_\_\_

## When Did It Happen?

Rule  
15

Label each sentence **past**, **present**, or **future** to tell when the action in the sentence takes place.

1. The tired nurse sat down to rest. \_\_\_\_\_
2. Pete throws the ball for his dog Bingo to catch. \_\_\_\_\_
3. Tomorrow I will study for my test. \_\_\_\_\_
4. June and Lara will travel to India next month. \_\_\_\_\_
5. The boys forgot to pick up their wet towels. \_\_\_\_\_
6. Ray reads his newspaper. \_\_\_\_\_
7. Aunt Helen made a gorgeous cake for my last birthday. \_\_\_\_\_
8. Mr. Burton will work on the tree house on Saturday. \_\_\_\_\_
9. The hamburgers we ate for dinner were very good. \_\_\_\_\_
10. Tim is happy. \_\_\_\_\_

Name \_\_\_\_\_

# Use Verb Tenses

Rule  
15

**A** Complete these sentences using a present tense verb.

1. My horse \_\_\_\_\_.
2. All of the children \_\_\_\_\_.
3. Mrs. Hallifax \_\_\_\_\_.
4. His new jacket \_\_\_\_\_.

**B** Complete these sentences using a past tense verb.

1. Yesterday I \_\_\_\_\_.
2. Our lunch \_\_\_\_\_.
3. Christopher \_\_\_\_\_.
4. The librarian \_\_\_\_\_.

**C** Complete these sentences using a future tense verb.

1. The teenage boys \_\_\_\_\_.
2. Molly and Peggy \_\_\_\_\_.
3. The monster \_\_\_\_\_.
4. Our teacher \_\_\_\_\_.

Name \_\_\_\_\_

# Verb Tense Categories

Rule  
15

Write each verb or verb phrase below under the correct heading.

sings	jokes	shall speak
thought	speaks	climbed
will send	will plant	tastes
will buy	fell	shall make
removed	enjoys	lost

**past**

**present**

**future**

---

---

---

---

---

---

---

---

---

---

---

---

---

---

---

---

---

---



# Rule 16

Endings are added to verbs to change the tense.

## Present

- add **s** to most verbs\* *swings*
- add **ing** and use a present tense helping verb *is swinging*
- verbs ending in *s, ch, sh, x, or z*—add **es** *catches*
- verbs ending in *y*—change **y** to **i** and add **es** *cries*

## Past

- add **ed** to most verbs *worked*
- add **ing** and use a past tense helping verb *was working*
- verbs ending in a single vowel and consonant—  
double the final consonant and add **ed** *skipped*
- verbs ending in *e*—drop the **e** and add **ed** *placed*
- verbs ending in *y*—change **y** to **i** and add **ed** *carried*

## Future

- use the main verb with **will** or **shall** *will dance*  
*shall come*

\*See Notes to the Teacher on page 103 for additional information.

## Forming Verb Tenses

Copyrighted material

# Present Tense Verbs

To make present tense verbs:

- add **s** to most verbs
- when a verb ends in *s, sh, ch, x,* or *z*—add **es**
- when a verb ends in *y*—change the *y* to *i* and add **es**

**A** Write the present tense of each verb by adding **s, es,** or **ies**.

- |                |                |
|----------------|----------------|
| 1. bake _____  | 7. fry _____   |
| 2. hurry _____ | 8. wash _____  |
| 3. try _____   | 9. mix _____   |
| 4. reach _____ | 10. pass _____ |
| 5. cry _____   | 11. play _____ |
| 6. rush _____  | 12. buzz _____ |

**B** Use the verbs above to complete each sentence.

1. The baby \_\_\_\_\_ when she is hungry.
2. Ms. Cohen \_\_\_\_\_ our house every day on her way to work.
3. He \_\_\_\_\_ to catch the bus.
4. Dad \_\_\_\_\_ the car every Saturday afternoon.
5. This Friday our team \_\_\_\_\_ the Blue Hornets.
6. Uncle Ed \_\_\_\_\_ the best apple pie.

Name \_\_\_\_\_

## Past, Present, or Future?

Rule  
16

**A** Write the correct verb tense in each sentence.

1. We \_\_\_\_\_ football yesterday afternoon.  
(play)
2. My dog can \_\_\_\_\_ over that high fence.  
(jump)
3. Before he went to work, Mr. Brown \_\_\_\_\_ around the park three times.  
(jog)
4. Can you see where the snail \_\_\_\_\_ on the flower?  
(nibble)
5. Please \_\_\_\_\_ past the sleeping baby's room.  
(tiptoe)
6. The shy child \_\_\_\_\_ when he is ready.  
(speak)
7. Mr. Pak \_\_\_\_\_ the flag every morning.  
(raise)
8. We \_\_\_\_\_ the Grand Canyon next summer.  
(visit)

**B** Write three sentences using the word *walk*. Use a different tense for each sentence.

1. \_\_\_\_\_
2. \_\_\_\_\_
3. \_\_\_\_\_

Copyrighted material

Name \_\_\_\_\_

# It Already Happened

Rule  
16

**A** Write **past** or **present** on the line after each verb.

- |                   |                   |
|-------------------|-------------------|
| 1. listened _____ | 6. leap _____     |
| 2. raised _____   | 7. cried _____    |
| 3. stopped _____  | 8. crossed _____  |
| 4. visit _____    | 9. approach _____ |
| 5. creaked _____  | 10. skipped _____ |

**B** Write the past tense of these verbs.

- |                |                 |
|----------------|-----------------|
| 1. flip _____  | 6. tag _____    |
| 2. agree _____ | 7. drop _____   |
| 3. carry _____ | 8. try _____    |
| 4. row _____   | 9. admire _____ |
| 5. watch _____ | 10. hurry _____ |

**Rule  
17**

Some verbs do not follow a set rule to form the past tense. These verbs are called irregular verbs.

<b>Present</b>	<b>Past</b>
<i>swim</i>	<i>swam</i>
<i>bring</i>	<i>brought</i>
<i>know</i>	<i>knew</i>
<i>come</i>	<i>came</i>
<i>have</i>	<i>had</i>
<i>do</i>	<i>did</i>
<i>say</i>	<i>said</i>
<i>see</i>	<i>saw</i>
<i>sing</i>	<i>sang</i>
<i>write</i>	<i>wrote</i>
<i>is</i>	<i>was</i>
<i>are</i>	<i>were</i>
<i>give</i>	<i>gave</i>
<i>buy</i>	<i>bought</i>
<i>begin</i>	<i>began</i>

**Irregular Verbs**

Name \_\_\_\_\_

## Match Verb Forms

Rule  
17

Match each verb on the left to its past tense form on the right.

blow

drank

rise

came

choose

swam

freeze

took

steal

felt

break

fought

think

rose

feel

wore

throw

froze

wear

chose

speak

threw

grow

grew

take

stole

fight

spoke

drink

blew

swim

broke

come

thought

Name \_\_\_\_\_

## Use Irregular Verbs

Rule  
17

Fill in each blank with the past tense form of each irregular verb.

1. Tammy's heart \_\_\_\_\_ when she heard the bad news.  
(sink)
2. Gary \_\_\_\_\_ an award at the ceremony last week.  
(win)
3. Dan \_\_\_\_\_ to bring his homework to school.  
(forget)
4. Alex \_\_\_\_\_ a gigantic soap bubble.  
(blow)
5. Ryan \_\_\_\_\_ a dollar bill on the sidewalk.  
(find)
6. When Alice was a little girl, she \_\_\_\_\_ dresses to school.  
(wear)
7. Mr. Jennings \_\_\_\_\_ pizza to our class party.  
(bring)
8. The kittens \_\_\_\_\_ through the night.  
(sleep)
9. Our family \_\_\_\_\_ the whole turkey in one sitting.  
(eat)
10. The bus driver \_\_\_\_\_ carefully on the icy road.  
(drive)

Copyrighted material

# Word Search

**Rule  
17**

**A** Circle the 18 irregular verbs hidden in this word search. Look up, down, left, right, and diagonally. The first one has been done for you.

f	b	d	c	a	t	c	h	f	g	t
r	h	k	a	e	p	s	o	v	n	a
e	l	e	a	v	e	j	l	g	i	v
e	e	m	w	i	n	p	d	s	r	l
z	s	f	i	n	d	s	e	e	b	e
e	o	c	g	e	r	i	s	e	w	e
g	o	k	i	l	r	k	e	e	p	f
a	h	b	v	d	w	a	r	d	o	m
r	c	n	e	k	a	t	p	y	u	b

**B** Write the irregular verbs on the lines. Then write the past tense form of each irregular verb.

freeze	froze	_____	_____
_____	_____	_____	_____
_____	_____	_____	_____
_____	_____	_____	_____
_____	_____	_____	_____
_____	_____	_____	_____
_____	_____	_____	_____
_____	_____	_____	_____
_____	_____	_____	_____
_____	_____	_____	_____



**Rule  
18**

Adjectives describe nouns or pronouns.

Adjectives can tell three things:

- **what kind**

The **small** kitten climbed that **tall** tree.

**Beautiful white** clouds blew across the sky.

- **which one**

**This** soccer ball is mine.

I ate two of **those** cookies.

- **how many**

**Some** birds migrate south in the winter.

The **two** buildings have **many** windows.

## Adjectives

# Describe It

Rule  
18

Rewrite each sentence by adding adjectives to describe the underlined nouns.

1. The lion chased the zebra.

---

---

2. The street was filled with cars and buses.

---

---

3. The woman sat on the bench to rest.

---

---

4. Carrie ate apples and drank lemonade.

---

---

5. The boy won a bike in a contest.

---

---

Name \_\_\_\_\_

# Adjective Pictures

Rule  
18

Draw a picture to show the meaning of the adjectives in each phrase. Use a dictionary if you need help.

<b>a drowsy cat</b>	<b>the irate old man</b>
<b>a scarlet blossom</b>	<b>the ferocious beast</b>
<b>a symmetrical pattern</b>	<b>the gleeful winner</b>

Name \_\_\_\_\_

Rule  
18

## Find a Path

Color a path through the grid from “start” to “finish” by using only the boxes that contain adjectives. You may move up, down, left or right, but NOT diagonally.

★ start ★

soft	sour	delicious	purple	simple	strong
mushroom	jacket	building	resort	helicopter	busy
chapter	towel	ignite	sweet	tired	blue
nephew	introduce	pencil	small	sofa	paper
polish	respond	shoe	hard	enormous	cold
citizen	hobby	parachute	sleep	automobile	grouchy

★ finish ★

**Rule  
19**

Adjectives can make comparisons.

- Use **er** to compare two people, places, or things.

*Tony is a **faster** runner than Jamal.*

*This is the **sharper** of the two pencils.*

*Who is **shorter**, Terri or Michael?*

- Use **est** to compare three or more people, places, or things.

*He is the **fastest** runner in school.*

*Of the three girls, she has the **longest** hair.*

*That was the **greatest** story I've ever heard!*

**Comparative & Superlative Adjectives**

# Make Comparisons

**A** Write the correct adjective in each sentence. Add the ending **er** or **est**.

1. She is \_\_\_\_\_ than Marsha.  
(strong)
2. Who is the \_\_\_\_\_ person in your class?  
(smart)
3. Mr. Gonzales is the \_\_\_\_\_ person in our town.  
(old)
4. I worked \_\_\_\_\_ today than yesterday.  
(hard)
5. My jacket is \_\_\_\_\_ than my sweater.  
(warm)
6. Ms. Davis is the \_\_\_\_\_ person I know.  
(kind)

**B** Write two sentences. Use **slower** in one sentence and **slowest** in the other sentence.


1. \_\_\_\_\_  
\_\_\_\_\_
2. \_\_\_\_\_  
\_\_\_\_\_

# Bigger, Taller, Faster

**Rule  
19**

Circle the correct object in each picture. Then write a sentence comparing the two objects.

Which is **longer**?



The snake is **longer** than the caterpillar.

1. Which is **bigger**?



2. Which is **hotter**?



3. Which is **softer**?



4. Which is **taller**?



5. Which is **faster**?



Name \_\_\_\_\_

# Super Sentences

Rule  
19

Fill in each blank with an adjective. Use an **er** or **est** ending. Be sure that the word you choose makes sense in the sentence.

1. The peacock's feathers are \_\_\_\_\_ than the emu's feathers.
2. Margaret was the \_\_\_\_\_ girl in her family.
3. Sequoia trees are the \_\_\_\_\_ trees in the world.
4. Janet wears \_\_\_\_\_ shoes than I do.
5. The clown in the polka dot pants is \_\_\_\_\_ than the other one.
6. My brown dog is \_\_\_\_\_ than my little black puppy.
7. Mrs. Everett says that our class is the \_\_\_\_\_ class in the school.
8. Grandfather drives the \_\_\_\_\_ car I have ever seen.
9. Sparky is the \_\_\_\_\_ horse in the stable.
10. George was the \_\_\_\_\_ fire fighter at the station.



# Rule 20

An adverb is a word that describes a verb, an adjective, or another adverb.

- Adverbs can tell

how: *The mouse scampered **quickly** into the hole.*

where: *A pine tree is growing **there** in the garden.*

when: *The baby is smiling happily **now**.*

to what extent: *That cocoa is **very** hot.*

- Here are some common adverbs.

how	where	when	to what extent
<i>quickly</i>	<i>there</i>	<i>now</i>	<i>very</i>
<i>honestly</i>	<i>here</i>	<i>never</i>	<i>quite</i>
<i>suddenly</i>	<i>everywhere</i>	<i>soon</i>	<i>too</i>
<i>happily</i>	<i>away</i>	<i>yesterday</i>	<i>extremely</i>

## Adverbs

# Find the Adverb

**A** Draw a circle around the adverb that tells about the underlined verb.

1. Annie sang quietly to her little sister.
2. Carlos played over there.
3. Please ride carefully.
4. Cereal flew everywhere when I dropped the box.
5. The doctor waited patiently for the test results.
6. His dog wiggled nervously at bathtime.

**B** Write a sentence using an adverb that tells **how**.

---

---

**C** Write a sentence using an adverb that tells **where**.

---

---

**D** Write a sentence using an adverb that tells **when**.

---

---

Name \_\_\_\_\_

# How? When? Where?

Rule  
20

**A** Draw a circle around each adverb.

1. They searched carefully.
2. They searched everywhere.
3. They are searching now.
4. The children played nearby.
5. The children played yesterday.
6. The children played quietly.
7. The neighbors returned quickly.
8. The neighbors returned early.
9. The neighbors returned home.

**B** Write each adverb that you circled under the correct heading.

how

when

where

\_\_\_\_\_

\_\_\_\_\_

\_\_\_\_\_

\_\_\_\_\_

\_\_\_\_\_

\_\_\_\_\_

\_\_\_\_\_

\_\_\_\_\_

\_\_\_\_\_

# Verbs and Adverbs

**A** Draw a line under each **verb**. Draw a circle around each **adverb**.

1. The little boy played carefully with the tiny puppy.
2. The kind clerk cheerfully helped the customer.
3. James worked quickly to finish his homework.
4. The sleepy bear growled angrily.
5. The large audience clapped loudly.
6. Mr. Yi plays the piano often.
7. Sarah whispered quietly to her best friend.

**B** Rewrite each sentence. Add an adverb.

1. The firefly flew away.

---

2. Jack bounced the ball.

---

3. The band played music.

---

4. My neighbor planted flowers in his garden.

---

**Rule  
21**

Use these rules for commas in dates,  
addresses, and letters.

- to separate the day and year in a date.\*

*January 1, 2002*

*November 12, 1945*

- to separate a city and state, province, or country.\*

*Memphis, Tennessee*

*Calgary, Alberta*

- after the greeting in a friendly letter.

*Dear Aunt Martha,*

*Dear Joey and Carlos,*

- after the closing in a letter.

*Sincerely,*

*Your friend,*

\*See Notes to the Teacher on page 103 for additional information.

## Comma Usage

Name \_\_\_\_\_

# Dates and Addresses

Rule  
21

Rewrite each sentence. Add commas where they are needed.

1. On April 9 1942 my grandfather was inducted into the U.S. Army.

---

---

2. The Melvin family visited Vancouver British Columbia on their vacation.

---

---

3. The new school in Mesa Arizona will open on September 15 2002.

---

---

4. The Empire State Building is located in New York New York.

---

---

5. Emily Rogers moved from Nashville Tennessee to Seattle Washington.

---

---

Name \_\_\_\_\_

# Friendly Letters

Rule  
21

Copy the letters. Add commas where they are needed.

Dear Beverly

I am now a counselor at Camp Wildwood. It is a fabulous camp near Boise Idaho. I started work on June 9 2001. I am having lots of fun.

Your best friend

Paulette

---

---

---

---

---

Dear Paulette

Your job sounds wonderful. I will be traveling this summer. I am going to Paris France and London England. I leave on July 6 2001. I can't wait!

Yours truly

Beverly

---

---

---

---

Copyrighted material

Name \_\_\_\_\_

## Write a Letter

Rule  
21

Write a letter to a friend telling about a real or imagined event in your life. Be sure to use commas correctly.





**Rule  
22**

Commas are used in specific instances.

- to separate three or more words or phrases in a series.

*I have my umbrella, raincoat, and boots ready.*

*They rode over the bridge, down the road, and into the barn.*

- after introductory words such as *yes*, *no*, and *well*.

*Yes, you may have dessert now.*

*Well, I never heard that before!*

- to set off the name of a person being spoken to from the rest of the sentence.

*Clarence, can you help me lift this?*

*Come here, Patricia, and help me.*

## Comma Usage

# Commas in a Series

**A** Add commas between three or more items that come in a series.

1. We went to the movies with Careen Paul and Maria.
2. Mrs. Clancy planted roses tulips zinnias and carnations in her flower garden.
3. We ate sandwiches potato chips and cookies at the picnic.
4. Snakes fish and turtles all have scales.
5. Did you go to Disneyland Magic Mountain or Marine World on your vacation?
6. The children ran on the beach waded in the water and built sand castles.
7. Mosquitoes crickets and owls kept the campers awake most of the night.
8. Lightning flashed thunder roared and gusty winds blew during the storm.

**B** Write a sentence using three or more words in a series.

---

---

---

Name \_\_\_\_\_

## Use Commas

Rule  
22

Complete these sentences. Don't forget the commas.

1. Yes \_\_\_\_\_  
\_\_\_\_\_

2. No \_\_\_\_\_  
\_\_\_\_\_

3. Well \_\_\_\_\_  
\_\_\_\_\_

4. Mr. Doolittle \_\_\_\_\_  
\_\_\_\_\_

5. Sam \_\_\_\_\_  
\_\_\_\_\_

6. Anita \_\_\_\_\_  
\_\_\_\_\_

Copyrighted material

Name \_\_\_\_\_

## A Conversation

Rule  
22

**A** Fill in the blanks to complete this conversation. Be sure to add commas where they are needed.

"Rudy may I borrow your \_\_\_\_\_."

"No Alex you may not."


"Well why won't you let me?"

"Because Alex the last time you borrowed it \_\_\_\_\_."

"Gee Rudy I promise \_\_\_\_\_."

"Okay Alex you may borrow my \_\_\_\_\_ But please  
\_\_\_\_\_."

**B** Draw a picture to illustrate the conversation.



# Rule 23

A quotation is the exact words a person says.

### A quotation:

*"I will go to the grocery store," said Mandy.*

### Not a quotation:

*Mandy said that she would go to the grocery store.*

- **Quotation marks** (“ ”) are placed before and after a speaker’s exact words.\*

*“My birthday is coming,” said Amy. “Can you come to my party?”*

*“I will have to ask my parents,” answered Marcus.*

- The first word inside the quotation marks begins with a capital letter.

*Aaron stated, “**W**e found those rocks beside the stream.”*

*“**W**hat are you doing?” questioned Tomas. “**I**t sounds like something broke.”*

\*See Notes to the Teacher on page 103 for additional information.

## Quotation Marks

Name \_\_\_\_\_

## What Did You Say?

Rule  
23

**A** Rewrite each sentence. Add quotation marks to show each person's exact words.

1. Maggie said, I'll get us something to eat.

\_\_\_\_\_

2. Do you have any brothers? asked Bill.

\_\_\_\_\_

3. Beth shouted, Keep away from that fire!

\_\_\_\_\_

4. Why do I always have to take out the garbage? complained Chris.

\_\_\_\_\_

5. Willie said, I want to be a veterinarian when I grow up.

\_\_\_\_\_

6. The game will start in a few minutes, announced the coach.

\_\_\_\_\_

**B** Write a sentence using quotation marks to show what someone is saying.

\_\_\_\_\_  
\_\_\_\_\_  
\_\_\_\_\_  
\_\_\_\_\_

Name \_\_\_\_\_

## Put It in Quotes

Rule  
23

Change each sentence to a direct quotation. Be sure to use quotation marks.

*Randy said that he enjoyed the dinner.*

*"I enjoyed the dinner," said Randy.*

1. Leonard said that the class party starts at two o'clock.

---

---

2. Fran told us that she saw an accident on the highway.

---

---

3. Marcus mentioned that Sam and Shirley are both in the play.

---

---

4. Our teacher explained that there would be a lunar eclipse tonight.

---

---

5. Mr. Jennings reminded me that we have a science test tomorrow.

---

---

Name \_\_\_\_\_

## Write a Dialogue

Rule  
23

**A** Write an imaginary conversation between yourself and a parent. In the conversation, you are asking your parent's permission to get a pet. Be sure to use quotation marks.

---

---

---

---

---

---

---

---

---

---

---


---

---

---

---

**B** Draw a picture of the kind of pet you would most like to get.





Titles of books, movies, plays, magazines, songs, stories, etc., are treated in specific ways.

- Capitalize the first word, the last word, and every important word in between.\*

*Saint George and the Dragon*  
*Stories from the Silk Road*  
*My Adventures in the Deep*

- When you write in handwriting, underline the titles of books, movies, and television programs, and the names of newspapers and magazines.

Wheel of Fortune (television show)  
Horton Hears a Who (book)

- If you are using a word processor, use italics instead of underlining.

*Wheel of Fortune* (television show)  
*Horton Hears a Who* (book)

- Use quotation marks around the titles of stories, magazine articles, essays, songs, and most poems.

*“America the Beautiful”* (song)  
*“Pecos Bill and the Tornado”* (story)

\*See Notes to the Teacher on page 104 for additional information.

## Titles

Name \_\_\_\_\_

## Capitals in Titles

Rule  
24

**A** Rewrite each title, using capitals where they are needed. Remember to underline titles of books, movies, and television programs.

1. the little prince \_\_\_\_\_
2. around the world in eighty days \_\_\_\_\_
3. the witch of blackbird pond \_\_\_\_\_
4. where the red fern grows \_\_\_\_\_
5. the incredible journey \_\_\_\_\_
6. the wind in the willows \_\_\_\_\_
7. the girl who loved wild horses \_\_\_\_\_
8. my friend flicka \_\_\_\_\_
9. the pioneers go west \_\_\_\_\_
10. the wizard of oz \_\_\_\_\_

**B** Write these titles. Be sure to use capitals correctly.

your favorite book \_\_\_\_\_

your favorite movie \_\_\_\_\_

your favorite TV show \_\_\_\_\_

Name \_\_\_\_\_

# Books, Movies, Songs, Stories

Rule  
24

Use Rule 24 to decide whether each title should be underlined or placed in quotation marks. Rewrite each sentence using the correct punctuation.

1. My friends came over to watch the movie *The Adventures of Robin Hood* with me.

---

---

2. Dad and I both think *Jurassic Park* is the best book by Michael Crichton.

---

---

3. Our chorus sang both *Over the Rainbow* and *Sunny Side of the Street* at the concert.

---

---

4. Millie read the poem *Casey at the Bat* to the children.

---

---

5. Grandpa's favorite television show is *Law and Order*.

---

---

6. Andrea wrote a story called *My Dog Pepper*.

---

---

Name \_\_\_\_\_

# Favorite Titles

Rule  
24

Ask a friend or family member to answer the following questions. Write their answers. Be sure to underline or use quotation marks correctly.

*The person I talked to is* \_\_\_\_\_.

1. What is your favorite book?

\_\_\_\_\_

2. What is the best movie you have seen this year?

\_\_\_\_\_

3. What story did you like best when you were a child?

\_\_\_\_\_

4. What song do you most often sing or hum?

\_\_\_\_\_

5. What poem do you find most inspiring?

\_\_\_\_\_

6. Name a television program that you think is educational.

\_\_\_\_\_

7. What is your favorite magazine?

\_\_\_\_\_

# Rule 25

Some words are easily confused. Take care to use the following words correctly.\*

## • can—may

Use *can* to tell that someone is able to do something.

*Carrie **can** play the piano.*

Use *may* to ask or give permission to do something.

***May** she play it at the party?*

## • lie—lay

Use *lie* to mean “to rest or recline.”

***Lie** down and take a nap.*

Use *lay* to mean “to put or place.”

***Lay** your books on the table.*

## • sit—set

Use *sit* to mean “stay seated.”

*Mom **sits** on the edge of the bed to take off her shoes.*

Use *set* to mean “to put or place.”

*She **sets** her shoes down in the closet every night.*

## • good—well

Use *good* to describe nouns.

*That pie looks **good**.*

Use *well* to describe verbs.

*My mother bakes **well**.*

\*See Notes to the Teacher on page 104 for additional information.

Name \_\_\_\_\_

## Can or May?

Rule  
25

**A** Use **can** or **may** to complete each sentence correctly.

1. \_\_\_\_\_ I go to Sandy's party?
2. Margaret \_\_\_\_\_ dance and sing.
3. John \_\_\_\_\_ make dinner without any help.
4. You \_\_\_\_\_ not bring your football to the party.
5. I \_\_\_\_\_ carry all three packages by myself.
6. Mother says my little sister \_\_\_\_\_ not cross the street by herself.

**B** Write a sentence using **can**.

---

---

**C** Write a sentence using **may**.

---

---

Name \_\_\_\_\_

## Well or Good?

Rule  
25

**A** Use **well** or **good** to complete each sentence correctly.

1. That fried chicken sure smells \_\_\_\_\_.
2. I wish I could play basketball as \_\_\_\_\_ as Arturo.
3. Sharon writes very \_\_\_\_\_.
4. My car is running very \_\_\_\_\_.
5. Skipper is a very \_\_\_\_\_ dog.
6. I made a \_\_\_\_\_ grade on my Spanish test.

**B** Write a sentence using **well**.

---

---

**C** Write a sentence using **good**.

---

---

Name \_\_\_\_\_

## Lie or Lay?

Rule  
25

**A** Use **lie** or **lay** to complete each sentence correctly.

1. Mom asked Ben not to \_\_\_\_\_ his books on the floor.
2. Rosemary wants to \_\_\_\_\_ on the couch and rest for a little while.
3. The hens \_\_\_\_\_ eggs in their nests.
4. If you \_\_\_\_\_ the newspaper on the bench it will blow away.
5. We love to \_\_\_\_\_ on the grass and look at the clouds.
6. Please \_\_\_\_\_ the towels on the chair by the pool.

**B** Write a sentence using **lie**.

---

---

**C** Write a sentence using **lay**.

---

---



# Notes to the Teacher

## Rule 4, page 15

The rule states that the parts of a compound sentence are **usually** joined by conjunctions. A semicolon may also replace a comma and conjunction in a compound sentence.

Simple sentences: *He broke the window. It was an accident.*

Compound sentence: *He broke the window; it was an accident.*

## Rule 8, page 31

A more complete way of stating this rule would be as follows: An **object pronoun** is used after an action verb or a preposition.

However, as prepositions are not addressed until the fifth-grade book in this series, the reference to prepositions was omitted. Here are some examples of an object pronoun following a preposition:

*One of **you** is the winner.*

*Both of **them** like to play baseball.*

## Rule 16, page 63

The present tense endings *s* and *es* are used only with third person singular nouns and pronouns (*he, she, it, Grandma, Mr. Jones*, etc.). The distinction between first person and third person may need to be explained to non-native speakers.

## Rule 21, page 83

You may also wish to teach this rule:

- In running text, a comma follows as well as precedes both the year and the state, province, or country.

*The events of April 18, 1775, have long been celebrated in song and story.*

*The electrical storms in Flagstaff, Arizona, are no less than spectacular.*

## Rule 23, page 91

You may also wish to teach this rule:

- We usually use a comma to separate the quotation from the rest of the sentence.

*"This is a good book," stated Tony.*

*Tony stated, "This is a good book."*

*Tony asked, "Is this a good book?"*

*"Is this a good book?" asked Tony.*

(A question mark takes the place of the comma.)

Copyrighted material

# Notes to the Teacher (continued)

## Rule 24, page 95

The rule states that the first word, the last word, and every important word in between should be capitalized. Words that are not capitalized are usually articles (*a, an, the*), short prepositions (*at, by, from, in, of, to*), and short conjunctions (*and, or, but*).

## Rule 25, page 99

**Well** is often confused with **good**.

- **Good** is an adjective and **well** is usually an adverb.

*She is a **good** musician.*

*She plays both the piano and the guitar **well**.*

*I received a **good** grade on the social studies test.*

*All the time spent studying served me **well**.*

- Both **well** and **good** are correct in this instance.

*"After all that food, I don't feel **well**," groaned Melvin.*

*"I don't feel **good**, either," complained Marvin.*

- Although both **well** and **good** are correct here, the meaning in sentence two may be unclear.

*You don't look **well**. (You look sick.)*

*You don't look **good**. (It could be that you look sick,  
or it could be that your appearance isn't appealing.)*

# Answer Key

## Page 4

- ? question
- . statement
- . command
- ! exclamation OR . statement
- ! exclamation
- . statement
- ? question
- . command

Sentences will vary, but they should reflect the requested sentence types.

## Page 5

Sentences will vary. Check for correct punctuation.

## Page 6

Sentences will vary, but should go with statements.

## Page 8

- The whole team cheered for their coach.
- I feed my neighbor's cat.
- The hungry children ate the leftover pizza.
- Sally mowed the lawn after school.
- Carlos receives his allowance every Friday.

Sentences will vary.

## Page 9

Sentences will vary.

## Page 10

Numbers 3, 4, 9, 11, 13, and 14 should be circled.

## Page 12

- My sister <sup>SS</sup> Army gave me her old bike.
- The large <sup>SS</sup> package was from Uncle Pete.
- Several school <sup>SS</sup> bands marched in the parade.
- George's pet <sup>SS</sup> dog caught the ball.
- The frightened <sup>SS</sup> mouse ran behind the stove.
- Everyone <sup>SS</sup> in the play did a good job.

Answers will vary.

## Page 13

- My brother Ted <sup>SP</sup> gave me his old skates.
- The largest giraffe <sup>SP</sup> ate from the top of the tree.

## Page 13 (continued)

- Many teams <sup>SP</sup> played in the baseball league.
- Angela's pet hamster <sup>SP</sup> escaped from its cage.
- The frightened puppy <sup>SP</sup> hid under Bob's bed.
- We all <sup>SP</sup> helped wash the dirty car.

Answers will vary.

## Page 14

Our school's marching band performed the national anthem.

Sixteen wild mustangs galloped across the prairie.

The courageous fire fighters rescued me from the burning building.

My little baby brother cried when he lost his blanket.

Rhonda's nephew Ray mowed the grass all by himself.

Mrs. Hamilton and Mr. Peters organized the community softball game.

The little pink pig splashed in the mud and squealed.

The whole class went on the field trip.

A tired, old dog slept in the sunshine.

Two small green frogs jumped off a log and into the pond.

## Page 16

Mrs. Clark has an interesting job. She is a veterinarian, and she works in a zoo. She gives the animals medicine when they are sick, and she operates on them sometimes. She can clean their teeth, but she has to call a dentist to take care of bad teeth. Do you think you would like this job, or would you hate it?

Sentences will vary.

## Page 17

Numbers 1, 4, and 5 should be underlined. Numbers 2, 3, and 6 should be circled.

Sentences will vary. Check for correct simple and compound sentences.

## Page 18

- The children traded baseball cards, and then they talked about the players.
- The immigrants crossed the ocean, and finally they reached a new land.
- Do you want to go to the movies, or would you rather go to the soccer game?
- Eric wanted to go play ball with his friends, but he had to give the dog a bath first.

**Page 20**

bake	long	Sally
school	bicycle	fuzzy
father	speak	park
curly	book	rough
carpenter	basket	feather
write	Jake	Marine World
hospital	reach	sleep
church	friend	pickle

<b>person</b>	<b>place</b>	<b>thing</b>
father	school	bicycle
carpenter	hospital	book
Jake	church	basket
friend	park	feather
Sally	Marine World	pickle

**Page 21**

- Margo visited San Francisco, California.
- Luis saw fireworks on the Fourth of July.
- Columbus sailed across the Atlantic Ocean on the Santa Maria.
- On August 14, Dr. Wang will begin working as a veterinarian at the San Diego Zoo.

Answers will vary.

**Page 22**

- Dr. Green is my **dentist**.
- We had Kentucky Fried Chicken when Rev. Williams came to **dinner**.
- Juan Garcia and Maria Montoya are in Mr. Martin's **class**.
- My **sister** and I stayed with Mr. and Mrs. Evans while our **parents** were in New York.
- Carl's **birthday** is on Christmas **day**, but he celebrates it on December 26.

**Page 24**

cats	guess	babies	ban <del>x</del> age
cities	big	foxes	b <del>x</del> ry
knives	vacation	cliffs	boxes
ro <del>x</del> bit	benches		cherries

Sentences will vary.

**Page 25**

- foxes
- puppies
- shelves
- bushes
- toys
- cherries
- guesses

**Page 25 (continued)**

- stories
- ditches
- roofs

Sentences will vary. Check for correct spelling of plural nouns.

**Page 26**

- penny, pennies
- baby, babies
- bus, buses
- dress, dresses
- glass, glasses
- cherry, cherries

Sentences will vary. Check for correct spelling of plural nouns.

**Page 28**

- men, women
- mice, fish
- oxen, geese
- children, moose
- feet, teeth
- people, dice

Lists will vary.

**Page 29**

✪ start ✪

children	hen	cheese	gentlemen	wishes	men
lice	boze	stess	socks	now	donkey
deer	stoss	rath	grants	see	stresses
his	people	mind	women	great	stubs
grape	reases	humble	subox	city	teeth
ness	stoo	seen	tees	go	ten

✪ finish ✪

**Page 30**

- feet
- children
- people
- mice
- teeth
- geese
- women
- men

Answers will vary.

**Page 32**

- She, him, them
- They, it
- He/She, them
- We, it
- they, it
- He, it, us

**Page 33**

- we
- us
- us
- We
- them
- them
- they
- They

Sentences will vary.

**Page 34**

- they OR them            he OR him  
she OR her              it

Sentences will vary. Check for correct use of pronouns.

**Page 36**

- I
- me
- I
- I
- me
- me
- I
- me

Sentences will vary. Check for correct use of *I* and *me*.

**Page 37**

Numbers 1, 3, 5, 6, and 7 should be circled.  
Sentences will vary. Check for correct use of *I* and *me*.

**Page 38**

Meg, Jane, and me went to the fair. Jane and me went on all the rides. Then we looked at the farm animals. Meg liked the baby pigs, but me and Jane thought the goats were cuter. Meg bought some corn on the cob for Jane and I to eat. We were still hungry, so Jane bought ice-cream cones for Meg and I. After dark, Jane and me watched the amazing fireworks show.

Meg, Jane, and **I** went to the fair. Jane and **I** went on all the rides. Then we looked at the farm animals. Meg liked the baby pigs, but **Jane and I** thought the goats were cuter. Meg bought some corn on the cob for Jane and **me** to eat. We were still hungry, so Jane bought ice-cream cones for Meg and **me**. After dark, Jane and **I** watched the amazing fireworks show.

Concluding sentences will vary.

**Page 40**

- girls'
- dog's

**Page 40 (continued)**

- mothers'
- bunny's
- workers'
- boys'
- band's
- Kate's

Answers will vary. Check for correct use of apostrophes.

**Page 41**

- bears'
- giant's
- troll's
- pigs'
- grandmother's
- Cinderella's
- witch's
- emperor's

**Page 42**

- |         |       |
|---------|-------|
| 1. Rick | fan   |
| 2. Mike | phone |
| 3. Sue  | stick |
| 4. Bert | pen   |
| 5. Joan | shirt |
| 6. Dan  | bell  |
| 7. Nell | bike  |
| 8. Ben  | shoe  |

- Rick's stick
- Mike's bike
- Sue's shoe
- Bert's shirt
- Joan's phone
- Dan's fan
- Nell's bell
- Ben's pen

**Page 44**

- his
- their
- her
- Our
- your
- its
- my
- mine

Sentences will vary.

**Page 45**

1. their
2. its
3. her
4. his
5. their
6. her
7. your
8. our

**Page 46**

1. Serena found her hat in the closet.
2. I wrote my story about birds.
3. Randall and I whispered our secrets quietly.
4. Avery cut his finger with a pocketknife.
5. The cats ate their food from a bowl.
6. You played your saxophone beautifully.
7. The dog caught its frisbee in the air.

**Page 48**

My friend Tony and I went to the beach yesterday. We climbed on the rocks and built castles in the sand.

We saw interesting plants and animals in the tide pools. Tony picked up a crab, but he velled and dropped it fast. The crab pinched his finger!

I stood too close to the waves. Tony velled, "Look out!" It was too late. I was soaked. Tony laughed so hard he fell down. I will be more careful next time.

Paragraphs will vary. Check that all verbs are circled.

**Page 49**

Answers will vary. Check for correct use of verbs.

**Page 50**

**bee**   **horse**   **snake**   **eagle**

buzz   gallop   slither   soar  
sting   whinny   bask   scream  
flit   canter   coil   dive

Answers will vary. Check for correct use of verbs.

**Page 52**

Possible answers:

paint	eat
talk	drink
hammer	sew
sing	play
dance	read
sweep	work
wink	walk
smile	sit
jump	stand

**Page 53**

1. was
2. became
3. tasted
4. is
5. were
6. am
7. is
8. looks

Sentences will vary. Check for correct use of linking verbs.

**Page 54**

1. had baked
2. has been reading
3. are flying
4. had won
5. have finished
6. was working

Sentences will vary. Check for correct use of helping verbs.

**Page 56**

1. play
2. are
3. paints
4. flies
5. lays
6. dance

Sentences will vary. Check for correct subject-verb agreement.

**Page 57**

- |               |   |        |
|---------------|---|--------|
| 1. Sara       | — | rings  |
| 2. Robins     | — | plan   |
| 3. The books  | — | purrs  |
| 4. He and Bob | — | paints |
| 5. The boats  | — | fly    |
| 6. Teachers   | — | are    |
| 7. The phone  | — | sail   |
| 8. My cat     | — | run    |

Sentences will vary.

**Page 58**

1. are
2. is
3. are
4. has
5. have
6. are
7. has
8. is
9. have
10. has

**Page 60**

1. past
2. present
3. future
4. future
5. past
6. present
7. past
8. future
9. past
10. present

**Page 61**

Sentences will vary. Check for correct verb tenses.

**Page 62**

past	present	future
thought	sings	will send
removed	jokes	will buy
fell	speaks	will plant
climbed	enjoys	shall speak
lost	tastes	shall make

**Page 64**

1. bakes
2. hurries
3. tries
4. reaches
5. cries
6. rushes
7. fries
8. washes
9. mixes
10. passes
11. plays
12. buzzes

1. cries
2. passes
3. hurries
4. washes
5. plays
6. bakes

**Page 65**

1. played
2. jump
3. jogged
4. nibbled
5. tiptoe

**Page 65 (continued)**

6. will speak
7. raises
8. will visit

Sentences will vary. Check for correct verb tenses.

**Page 66**


1. past
  2. past
  3. past
  4. present
  5. past
  6. present
  7. past
  8. past
  9. present
  10. past
1. flipped
  2. agreed
  3. carried
  4. rowed
  5. watched
  6. tagged
  7. dropped
  8. tried
  9. admired
  10. hurried

**Page 68**

- |        |         |
|--------|---------|
| blow   | drank   |
| rise   | came    |
| choose | swam    |
| freeze | took    |
| steal  | felt    |
| break  | fought  |
| think  | rose    |
| feel   | wore    |
| throw  | froze   |
| wear   | chose   |
| speak  | threw   |
| grow   | grew    |
| take   | stole   |
| fight  | spoke   |
| drink  | blew    |
| swim   | broke   |
| come   | thought |

**Page 69**

- sank
- won
- forgot
- blew
- found
- wore
- brought
- slept
- ate
- drove

**Page 70**

freeze, froze  
 catch, caught  
 hold, held  
 go, went  
 bring, brought  
 feel, felt  
 speak, spoke  
 leave, left  
 choose, chose  
 win, won  
 find, found  
 see, saw  
 give, gave  
 rise, rose  
 keep, kept  
 draw, drew  
 take, took  
 buy, bought

**Page 72**

Sentences will vary. Check for correct use of adjectives.

**Page 73**

Drawings will vary.

**Page 74**

soft	sour	delicious	purple	simple	strong
mushroom	jacket	building	recess	helicopter	busy
chaper	towel	ignite	sweet	find	blue
nephew	introduce	pencil	small	sofa	paper
golden	respond	slice	hand	enormous	cold
clim	hobby	parachute	sleep	automobile	grumpy

**Page 76**

- stronger
- smartest
- oldest
- harder
- warmer
- kindest

Sentences will vary.

**Page 77**

- The sun is bigger than the moon.
- A lit candle is hotter than an ice cube.
- A teddy bear is softer than a toy truck.
- A giraffe is taller than a hippo.
- A jet is faster than a bike.

**Page 78**

Answers will vary. Check for correct use of *er* and *est* endings.

**Page 80**

- quietly
- there
- carefully
- everywhere
- patiently
- nervously

Sentences will vary. Check for correct use of adverbs.

**Page 81**

- carefully
- everywhere
- now
- nearby
- yesterday
- quietly
- quickly
- early
- home



**Page 81 (continued)**

how	when	where
carefully	now	everywhere
quietly	yesterday	nearby
quickly	early	home

**Page 82**

- The little boy played carefully with the tiny puppy.
- The kind clerk cheerfully helped the customer.
- James worked quickly to finish his homework.
- The sleepy bear growled angrily.
- The large audience clapped loudly.
- Mr. Yi plays the piano often.
- Sarah whispered quietly to her best friend.

Sentences will vary. Check for correct use of adverbs.

**Page 84**

- On April 9, 1942, my grandfather was inducted into the U.S. Army.
- The Melvin family visited Vancouver, British Columbia, on their vacation.
- The new school in Mesa, Arizona, will open on September 15, 2002.
- The Empire State Building is located in New York, New York.
- Emily Rogers moved from Nashville, Tennessee, to Seattle, Washington.

**Page 85**

Dear Beverly,

I am now a counselor at Camp Wildwood. It is a fabulous camp near Boise, Idaho. I started work on June 9, 2001. I am having lots of fun.

Your best friend,  
Paulette

Dear Paulette,

Your job sounds wonderful. I will be traveling this summer. I am going to Paris, France, and London, England. I leave on July 6, 2001. I can't wait!

Yours truly,  
Beverly

**Page 86**

Letters will vary. Check for correct use of commas.

**Page 88**

- We went to the movies with Careen, Paul, and Maria.
- Mrs. Clancy planted roses, tulips, zinnias, and carnations in her flower garden.
- We ate sandwiches, potato chips, and cookies at the picnic.

**Page 88 (continued)**

- Snakes, fish, and turtles all have scales.
- Did you go to Disneyland, Magic Mountain, or Marine World on your vacation?
- The children ran on the beach, waded in the water, and built sand castles.
- Mosquitoes, crickets, and owls kept the campers awake most of the night.
- Lightning flashed, thunder roared, and gusty winds blew during the storm.

Sentences will vary.

**Page 89**

Answers will vary. Check for correct use of commas.

**Page 90**

- "Rudy, may..."  
 "No, Alex, you..."  
 "Well, why won't..."  
 "Because, Alex, the..."  
 "Gee, Rudy, I..."  
 "Okay, Alex, you...But"

**Page 92**

- Maggie said, "I'll get us something to eat."
- "Do you have any brothers?" asked Bill.
- Beth shouted, "Keep away from that fire!"
- "Why do I always have to take out the garbage?" complained Chris.
- Willie said, "I want to be a veterinarian when I grow up."
- "The game will start in a few minutes," announced the coach.

Sentences will vary. Check for correct use of quotation marks.

**Page 93**

- "The class party starts at two o'clock," said Leonard.
- "I saw an accident on the highway," Fran told us.
- "Sam and Shirley are both in the play," mentioned Marcus.
- "There will be a lunar eclipse tonight," our teacher explained.
- "We have a science test tomorrow," Mr. Jennings reminded me.

**Page 94**

Answers and drawings will vary.

**Page 96**

- The Little Prince
- Around the World in Eighty Days
- The Witch of Blackbird Pond

**Page 96 (continued)**

4. Where the Red Fern Grows
5. The Incredible Journey
6. The Wind in the Willows
7. The Girl Who Loved Wild Horses
8. My Friend Flicka
9. The Pioneers Go West
10. The Wizard of Oz

Answers will vary. Check for correct capitalization.

**Page 97**

1. My friends came over to watch the movie The Adventures of Robin Hood with me.
2. Dad and I both think Jurassic Park is the best book by Michael Crichton.
3. Our chorus sang both "Over the Rainbow" and "Sunny Side of the Street" at the concert.
4. Millie read the poem "Casey at the Bat" to the children.
5. Grandpa's favorite television show is Law and Order.
6. Andrea wrote a story called "My Dog Pepper."

**Page 98**

Answers will vary. Check for correct capitalization and punctuation of titles.

**Page 100**

1. *May*
2. *can*
3. *can*
4. *may*
5. *can*
6. *may*

Sentences will vary. Check for correct use of *may* and *can*.

**Page 101**

1. *good*
2. *well*
3. *well*
4. *well*
5. *good*
6. *good*

Sentences will vary. Check for correct use of *well* and *good*.

**Page 102**

1. *lay*
2. *lie*
3. *lay*
4. *lay*
5. *lie*
6. *lay*

Sentences will vary. Check for correct use of *lie* and *lay*.



## About the Author

Martha Cheney is a former classroom teacher with experience in preschool through fifth grade. She is the author of numerous curriculum supplements designed for use in school and at home. She worked with Hap Palmer to create recordings for young children, including many of the songs on the award-winning videos *Babysongs* and *More Babysongs*. She has a B.A. in early childhood education from the University of North Carolina at Wilmington, and is currently pursuing a doctoral degree in curriculum and instruction at the University of Montana.